SINDH Education Managment Information System (SEMIS)

Sindh Education Profile
2010 - 11

REFORM SUPPORT UNIT

Education and Literacy Department

Government of Sindh, Karachi

TABLE OF CONTENTS

		TOPICS	Page No
	Preface		i
		Provincial Level Statistics of Government Schools	
1.	Summary	- Schools, Enrolment and Teachers by Gender and level wise.	1
		- Participation Rate in Government Schools.	2
		- Comparative Summary: School Census 2006 to 2010-11.	3
2.	Graphs	- Number of Schools by Level and Gender.	4
		- Enrolment by Gender.	5
		- Teachers by Gender and Training.	6
3.	Schools	- Gender, Level, Area and Status wise.	7
		- Medium and Shift wise.	8
4.	Enrolment	- Gender, Level and Class wise.	9
		- Gender, Medium and Class wise.	10
		- Enrolment Trend 2006 – 2010	11
		- Repeaters Class and Gender wise.	12
5.	Teachers	- Gender, Level and Designation wise	13
		- Gender, Level and Professional Training wise.	14
6.	Buildings	- School Buildings Status Gender and Level wise.	15
		- Schools with Classrooms Capacity wise.	16
7.	Facilities	- Schools With Basic and Advance Facilities.	17
		- Schools Without Basic and Advance Facilities.	18
		- Schools having Lab Facilities Subject wise.	19
		- Classroom Facilities Gender and level wise.	20
8.	Miscella-neous	- Drop Out Rate.	21
		- Shelterless Schools (Gender and Level wise).	22
		- Schools Affected with Flood, Rain and IDPs	23
		- Students per teacher, school, classroom ratios.	24

Districts Level Statistics of Government Schools

1.	Summary	-	Map of School Education.	25
		-	Number of Schools, Enrolment and Teachers status	26
		-	Participation Rate at Primary Level.	27
2.	*Schools*	-	Location and status wise	28
3.	*Enrolment*	-	Class wise	29
4.	*Teachers*	-	Gender and Level wise	30
5.	*Facilities*	-	Schools with Basic and Advance Facilities	31
		-	Schools without Basic and Advance Facilities	32
		-	Facilities in Classroom	33
6.	*Buildings*	-	Ownership and classroom wise	34
7.	Talukas Summary	-	Number of Schools, Enrolment and Teachers status	35
8.	Miscella-neous	-	Shelterless Schools Gender and Location wise	36
		-	Schools Affected with Flood, Rain and IDPs.	37
		-	Primary level Enrolment of Government and Private Schools.	38
		-	Students per teacher, school, classroom ratios.	39

Annexure

* ASC questionnaire for 2010-2011 Elementary Schools (Urdu Translated) 40 – 44
* ASC questionnaire for 2010-2011 Elementary Schools (Sindhi Translated) 45 – 49
* ASC questionnaire for 2010-2011 Secondary Schools (Main Pages) 50 – 51
* Projected Population (only 5 to 9 Age group) 52
* District and Taluka Codes used by SEMIS. 53
* Number of Union Councils District wise 54
* Type of Construction of Schools (Photograph) 55
* Type of Shelterless Schools (Photograph) 56
* Glossary 57 – 58

Province

Basic Summary of Government Schools (Census 2010 - 11)

1

	Number of Institutes				Enrolment			Teachers		
School Level	Boys	Girls	Co-Edu.	Total	Boys	Girls	Total	Male	Female	Total
Primary	11,406	7,112	26,004	44,522	1,942,476	1,349,498	3,291,974	73,116	28,945	102,061
Middle	649	758	1,098	2,505	119,227	117,776	237,003	5,782	4,177	9,959
Secondary	684	513	444	1,641	366,074	254,877	620,951	15,512	10,086	25,598
Higher Secondary	88	75	83	246	161,371	91,694	253,065	4,701	2,291	6,992
Total	12,827	8,458	27,629	**48,914**	2,589,148	1,813,845	**4,402,993**	99,111	45,499	**144,610**

Source : SEMIS Census 2010 - 2011

Participation Rates in Government Schools (Census 2010 - 11)

2

		Population			Enrolment			Participation Rates			Out of Schools		
Stages of Classes	**Age Group in Years**	Boys	Girls	Total	Boys	Girls	Total	Boys	Girls	Total	Boys	Girls	Total
Primary	5 - 9	3,382,723	3,026,474	6,409,197	1,582,415	1,071,387	2,653,802	47%	35%	41%	53%	65%	59%
Middle	10 - 12	1,882,526	1,566,481	3,449,007	377,544	279,287	656,831	20%	18%	19%	80%	82%	81%
Secondary	13 - 14	902,113	767,234	1,669,347	196,045	130,196	326,241	22%	17%	20%	78%	83%	80%
Higher Secondary	15 - 16	820,330	703,874	1,524,204	41,490	20,224	61,714	5%	3%	4%	95%	97%	96%
Grand Total		**6,987,692**	**6,064,063**	**13,051,755**	**2,197,494**	**1,501,094**	**3,698,588**	**31%**	**25%**	**28%**	**69%**	**75%**	**72%**

Comparative Summary: School Census 2006 to 2010 - 11

		No. of Schools				Enrolment			Teachers		
School Level	**Year**	Boys	Girls	Mixed	Total	Boys	Girls	Total	Male	Female	Total
Primary	2006	18,454	7,452	18,594	44,500	1,970,777	1,314,441	3,285,218	69,489	26,754	96,243
	2007	10,155	7,487	26,673	44,315	2,001,910	1,333,261	3,335,171	68,865	26,987	95,852
	2008	14,792	7,298	22,428	44,518	1,994,676	1,332,058	3,326,734	72,692	28,307	100,999
	2009	10,416	7,283	27,345	45,044	2,016,185	1,386,206	3,402,391	72,979	28,965	101,944
	2010	11,406	7,112	26,004	44,522	1,942,476	1,349,498	3,291,974	73,116	28,945	102,061
Middle	2006	1,221	816	695	2,732	103,048	90,882	193,930	5,272	4,226	9,498
	2007	867	914	1,316	3,097	130,924	99,958	230,882	6,240	3,952	10,192
	2008	936	839	1,012	2,787	116,467	101,874	218,341	6,349	4,237	10,586
	2009	679	889	1,100	2,668	117,146	111,686	228,832	5,585	4,025	9,610
	2010	649	758	1,098	2,505	119,227	117,776	237,003	5,782	4,177	9,959
Secondary	2006	848	482	284	1,614	356,367	226,882	583,249	16,314	10,906	27,220
	2007	638	491	472	1,601	346,109	231,857	577,966	15,525	10,491	26,016
	2008	762	476	366	1,604	356,697	229,886	586,583	16,242	10,647	26,889
	2009	663	518	481	1,662	376,766	253,571	630,337	15,384	10,166	25,550
	2010	684	513	444	1,641	366,074	254,877	620,951	15,512	10,086	25,598
Higher Secondary	2006	77	64	41	182	99,775	64,563	164,338	3,603	2,174	5,777
	2007	49	66	83	198	115,656	72,300	187,956	3,904	2,043	5,947
	2008	73	72	71	216	132,194	77,122	209,316	4,405	2,216	6,621
	2009	73	71	87	231	146,523	81,126	227,649	4,446	2,084	6,530
	2010	88	75	83	246	161,371	91,694	253,065	4,701	2,291	6,992
Total	2006	20,600	8,814	19,614	49,028	2,529,967	1,696,768	4,226,735	94,678	44,060	138,738
	2007	11,709	8,958	28,544	49,211	2,594,599	1,737,376	4,331,975	94,534	43,473	138,007
	2008	16,563	8,685	23,877	49,125	2,600,034	1,740,940	4,340,974	99,688	45,407	145,095
	2009	11,831	8,761	29,013	49,605	2,656,620	1,832,589	4,489,209	98,394	45,240	143,634
	2010	12,827	8,458	27,629	48,914	2,589,148	1,813,845	4,402,993	99,111	45,499	144,610

Source: SEMIS Census 2010 - 2011

Number of School by Gender and Level

4

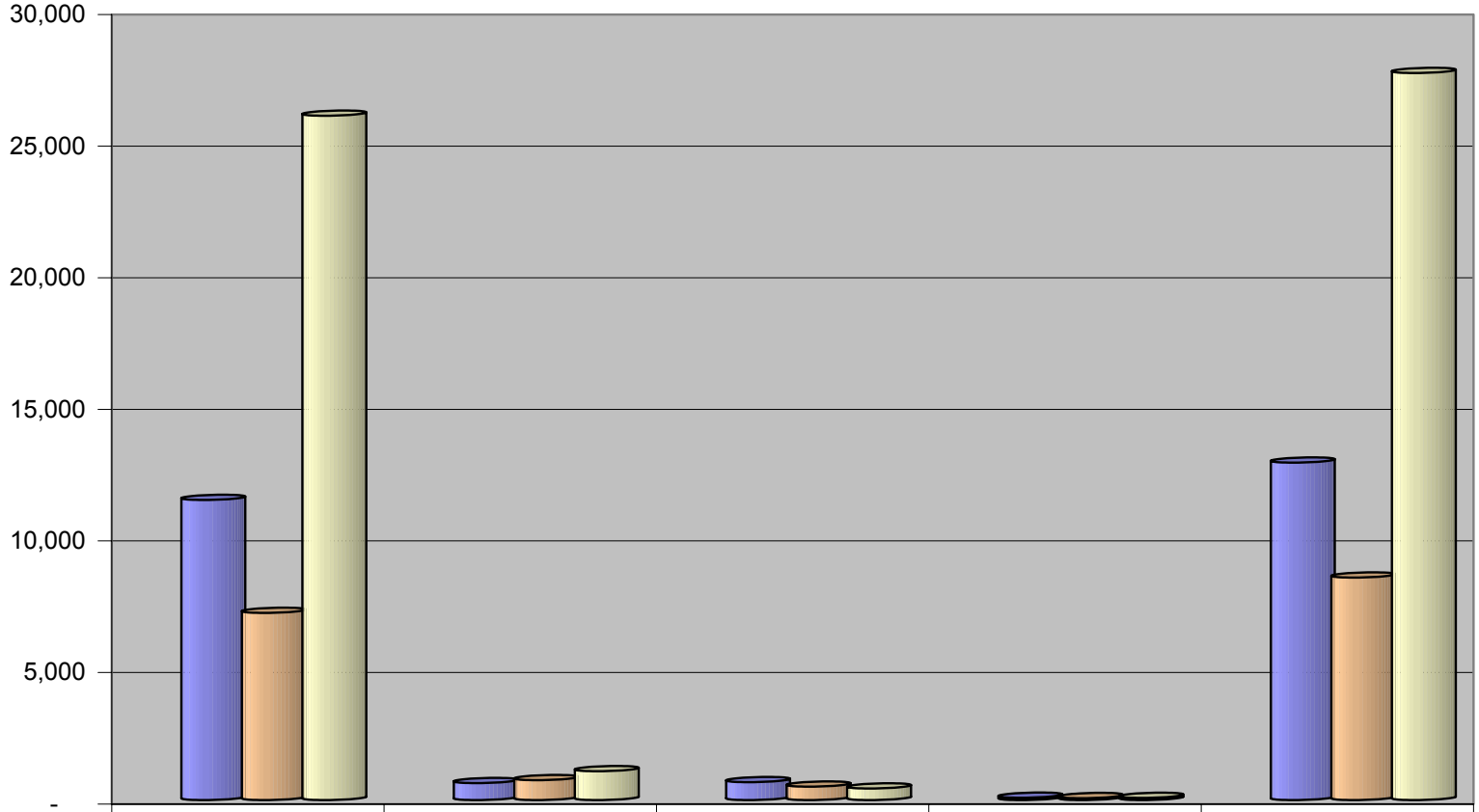

	Primary	Middle	Secondary	Higher Secondary	Total
Boys	11,406	649	684	88	12,827
Girls	7,112	758	513	75	8,458
Mixed	26,004	1,098	444	83	27,629

Source: SEMIS Census 2010 - 2011

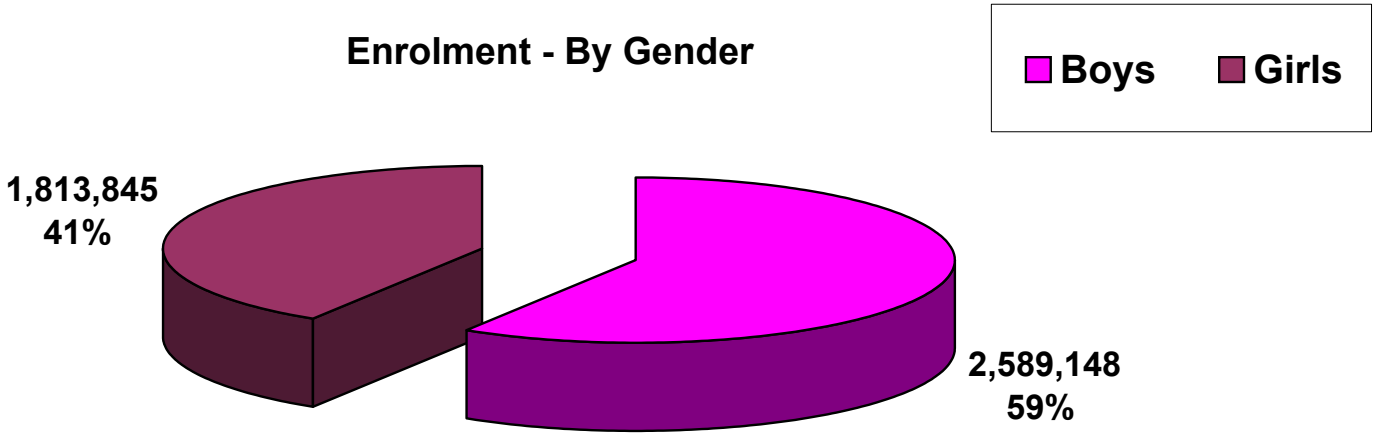

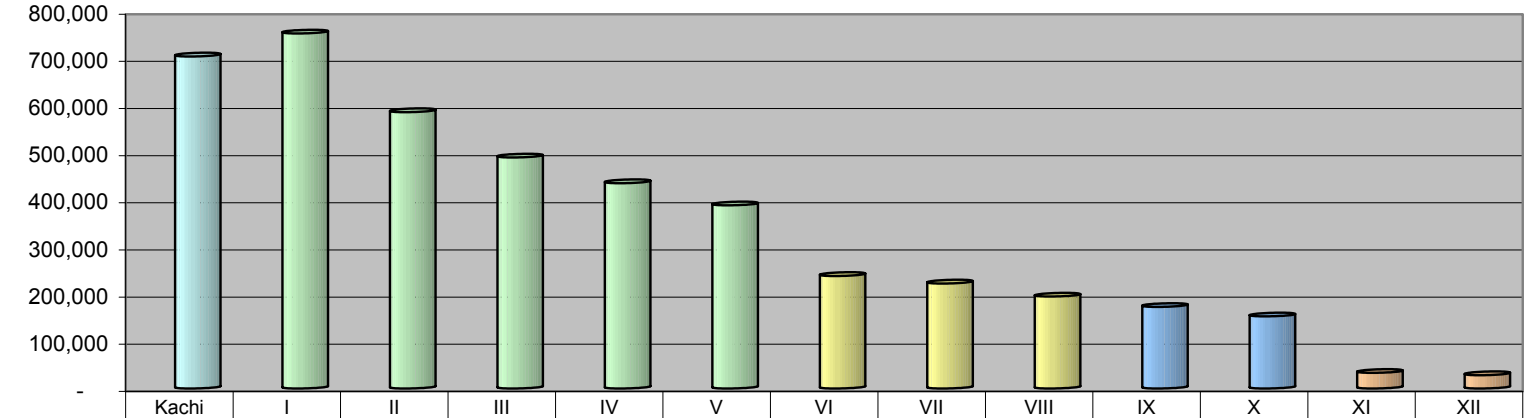

	Kachi	I	II	III	IV	V	VI	VII	VIII	IX	X	XI	XII
Enrolment	704,405	753,148	586,288	490,130	435,618	388,618	238,806	222,872	195,153	173,164	153,077	33,302	28,412

Source: SEMIS Census 2010 - 2011

Teachers - By Gender and School Level

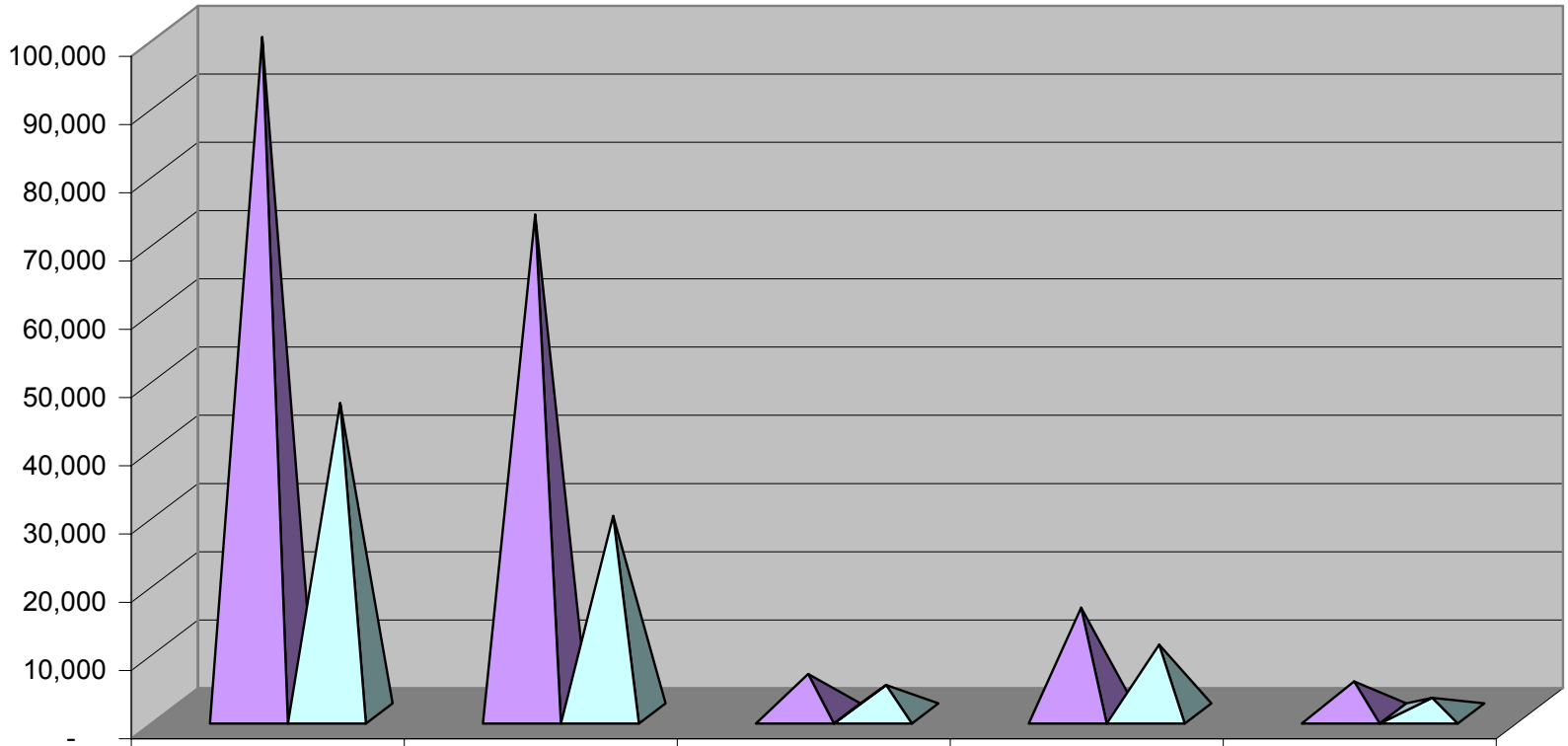

	All Level	Primary	Middle	Secondary	Higher Secondary
Male	99,111	73,116	5,782	15,512	4,701
Female	45,499	28,945	4,177	10,086	2291

Source: SEMIS Census 2010 - 2011

Schools: Gender, Level and Status wise

		Urban Area			Rural Area			Total Schools		
School Gender	School Level	Functional	Closed	Total	Functional	Closed	Total	Functional	Closed	Total
Boys	Primary	995	32	1,027	8,600	1,779	10,379	9,595	1,811	11,406
	Middle	212	8	220	347	82	429	559	90	649
	Secondary	385	2	387	295	2	297	680	4	684
	Higher Sec.	34		34	54		54	88		88
	Total	1,626	42	1,668	9,296	1,863	11,159	10,922	1,905	12,827
Girls	Primary	951	13	964	4,949	1,199	6,148	5,900	1,212	7,112
	Middle	217	4	221	438	99	537	655	103	758
	Secondary	337	3	340	173		173	510	3	513
	Higher Sec.	51		51	24		24	75		75
	Total	1,556	20	1,576	5,584	1,298	6,882	7,140	1,318	8,458
Mixed	Primary	2,269	45	2,314	21,998	1,692	23,690	24,267	1,737	26,004
	Middle	139	3	142	880	76	956	1,019	79	1,098
	Secondary	57		57	387		387	444		444
	Higher Sec.	8		8	75		75	83		83
	Total	2,473	48	2,521	23,340	1,768	25,108	25,813	1,816	27,629
Total	Primary	4,215	90	4,305	35,547	4,670	40,217	39,762	4,760	44,522
	Middle	568	15	583	1,665	257	1,922	2,233	272	2,505
	Secondary	779	5	784	855	2	857	1,634	7	1,641
	Higher Sec.	93		93	153		153	246		246
Grand Total		5,655	110	5,765	38,220	4,929	43,149	43,875	5,039	48,914

Schools : Medium and Shift wise

		Schools by Medium					Schools by Shift	
Gender	School Level	Urdu	Sindhi	English	Mixed	Total	Morning	Afternoon
Boys	Primary	696	10,034	29	647	11,406	11,029	377
	Middle	191	397	11	50	649	543	106
	Secondary	298	300	1	85	684	563	121
	Higher Sec.	15	49	1	23	88	83	5
	Total	1,200	10,780	42	805	12,827	12,218	609
Girls	Primary	669	6,177	21	245	7,112	6,825	287
	Middle	186	502	7	63	758	678	80
	Secondary	273	159	5	76	513	456	57
	Higher Sec.	21	27	1	26	75	72	3
	Total	1,149	6,865	34	410	8,458	8,031	427
Mixed	Primary	1,695	23,235	63	1,011	26,004	25,296	708
	Middle	105	848	17	128	1,098	1,046	52
	Secondary	37	323	6	78	444	429	15
	Higher Sec.	2	53		28	83	82	1
	Total	1,839	24,459	86	1,245	27,629	26,853	776
Total	Primary	3,060	39,446	113	1,903	44,522	43,150	1,372
	Middle	482	1,747	35	241	2,505	2,267	238
	Secondary	608	782	12	239	1,641	1,448	193
	Higher Sec.	38	129	2	77	246	237	9
Grand Total		**4,188**	**42,104**	**162**	**2,460**	**48,914**	**47,102**	**1,812**

Source: SEMIS Census 2010 - 2011

Enrolment : Gender, Level and Class wise

Gen-der	School Level	Primary Classes							Middle Classes				Secondary Classes			Higher Sec. Classes			Grand Total
		Kachi	Class I	Class II	Class III	Class IV	Class V	Total	Class VI	Class VII	Class VIII	Total	Class IX	Class X	Total	Class XI	Class XII	Total	
Boys	Primary	385,689	438,736	346,425	288,502	254,502	226,089	1,939,943	1,356	561	519	2,436	62	35	97			0	1,942,476
	Middle	5,713	6,153	5,130	4,513	4,387	4,016	29,912	31,598	29,398	23,999	84,995	2,509	1,811	4,320			0	119,227
	Secondary	232	650	525	535	655	641	3,238	78,080	74,602	67,207	219,889	75,243	66,963	142,206	497	244	741	366,074
	Higher Sec.	20	156	185	180	141	294	976	24,688	23,848	21,688	70,224	26,320	23,102	49,422	22,114	18,635	40,749	161,371
	Total	391,654	445,695	352,265	293,730	259,685	231,040	1,974,069	135,722	128,409	113,413	377,544	104,134	91,911	196,045	22,611	18,879	41,490	2,589,148
Girls	Primary	305,062	300,621	227,808	190,118	169,784	151,524	1,344,917	2,215	1,114	962	4,291	139	67	206	84		84	1,349,498
	Middle	6,886	5,837	5,258	5,225	5,037	4,827	33,070	31,268	27,819	22,170	81,257	1,835	1,243	3,078	198	173	371	117,776
	Secondary	719	828	797	881	929	1,035	5,189	55,316	51,821	45,845	152,982	51,166	45,137	96,303	240	163	403	254,877
	Higher Sec.	84	167	160	176	183	192	962	14,285	13,709	12,763	40,757	15,890	14,719	30,609	10,169	9,197	19,366	91,694
	Total	312,751	307,453	234,023	196,400	175,933	157,578	1,384,138	103,084	94,463	81,740	279,287	69,030	61,166	130,196	10,691	9,533	20,224	1,813,845
Total	Primary	690,751	739,357	574,233	478,620	424,286	377,613	3,284,860	3,571	1,675	1,481	6,727	201	102	303	84		84	3,291,974
	Middle	12,599	11,990	10,388	9,738	9,424	8,843	62,982	62,866	57,217	46,169	166,252	4,344	3,054	7,398	198	173	371	237,003
	Secondary	951	1,478	1,322	1,416	1,584	1,676	8,427	133,396	126,423	113,052	372,871	126,409	112,100	238,509	737	407	1,144	620,951
	Higher Sec.	104	323	345	356	324	486	1,938	38,973	37,557	34,451	110,981	42,210	37,821	80,031	32,283	27,832	60,115	253,065
Grand Total		704,405	753,148	586,288	490,130	435,618	388,618	**3,358,207**	238,806	222,872	195,153	**656,831**	173,164	153,077	**326,241**	33,302	28,412	**61,714**	**4,402,993**

Note: Enrolment of Unadmited Classes included in Kachi.

Enrolment : Gender, Medium and Class wise

Gen-der	School Medium	Primary Classes							Middle Classes				Secondary Classes		
		Kachi	Class I	Class II	Class III	Class IV	Class V	Total	Class VI	Class VII	Class VIII	Total	Class IX	Class X	Total
Boys	Urdu	27,382	46,601	40,018	36,170	31,791	27,016	208,978	21,844	19,901	18,217	59,962	18,608	17,663	36,271
	Sindhi	337,287	365,833	287,332	236,285	208,796	187,262	1,622,795	81,238	76,905	66,343	224,486	56,691	48,908	105,599
	English	1,438	2,130	1,885	1,818	1,626	1,509	10,406	960	931	797	2,688	667	458	1,125
	Mixed	25,547	31,131	23,030	19,457	17,472	15,253	131,890	31,680	30,672	28,056	90,408	28,168	24,882	53,050
	Total	391,654	445,695	352,265	293,730	259,685	231,040	1,974,069	135,722	128,409	113,413	377,544	104,134	91,911	196,045
Girls	Urdu	31,467	46,197	41,328	38,774	36,314	33,013	227,093	34,309	31,827	30,753	96,889	27,285	24,723	52,008
	Sindhi	258,521	239,429	175,988	142,752	125,873	111,704	1,054,267	47,079	41,866	33,266	122,211	25,234	21,110	46,344
	English	1,615	1,547	1,652	1,572	1,570	1,495	9,451	1,121	963	847	2,931	769	740	1,509
	Mixed	21,148	20,280	15,055	13,302	12,176	11,366	93,327	20,575	19,807	16,874	57,256	15,742	14,593	30,335
	Total	312,751	307,453	234,023	196,400	175,933	157,578	1,384,138	103,084	94,463	81,740	279,287	69,030	61,166	130,196
Total	Urdu	58,849	92,798	81,346	74,944	68,105	60,029	436,071	56,153	51,728	48,970	156,851	45,893	42,386	88,279
	Sindhi	595,808	605,262	463,320	379,037	334,669	298,966	2,677,062	128,317	118,771	99,609	346,697	81,925	70,018	151,943
	English	3,053	3,677	3,537	3,390	3,196	3,004	19,857	2,081	1,894	1,644	5,619	1,436	1,198	2,634
	Mixed	46,695	51,411	38,085	32,759	29,648	26,619	225,217	52,255	50,479	44,930	147,664	43,910	39,475	83,385
Grand Total		704,405	753,148	586,288	490,130	435,618	388,618	**3,358,207**	238,806	222,872	195,153	**656,831**	173,164	153,077	**326,241**

Note: Enrolment of Unadmited Classes included in Kachi.

Class wise Enrolment in last 5 years (Boys + Girls)

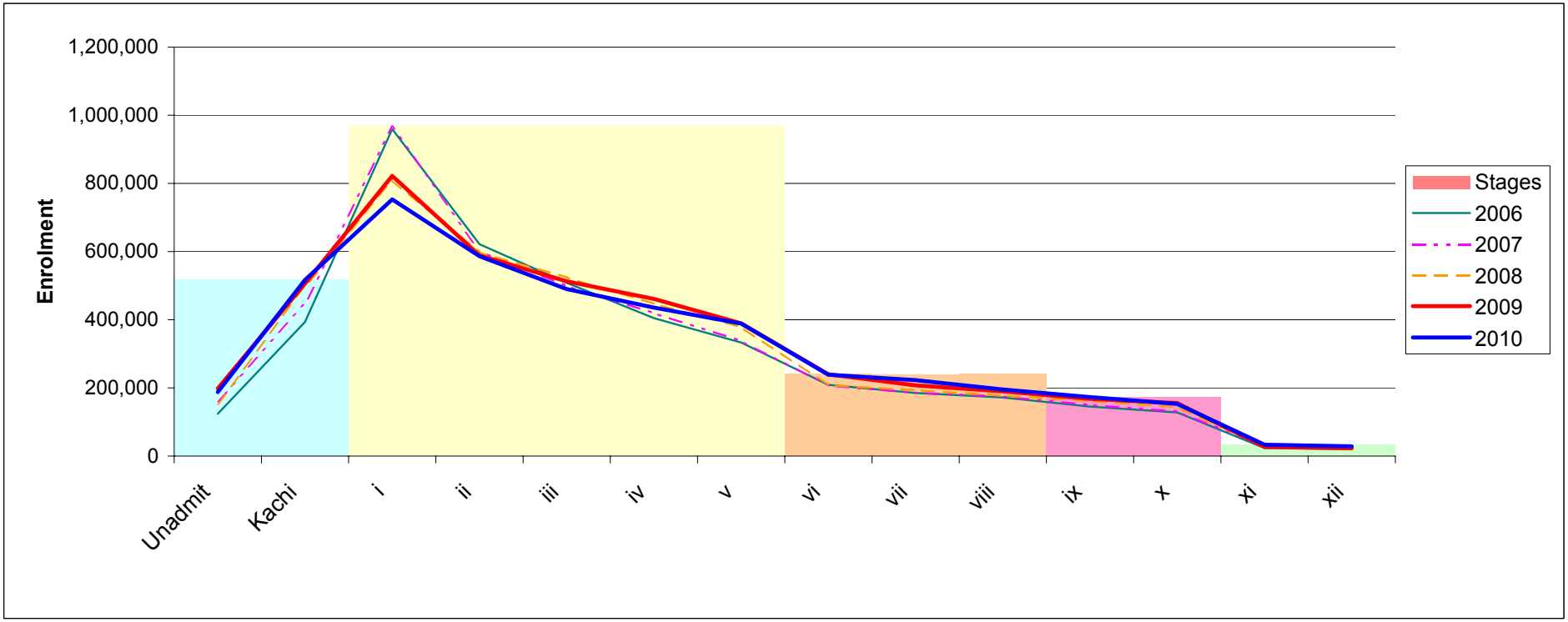

	Pre Primary		Primary					Middle			Secondary		Higher Secondary	
Year	Unadmit	Kachi	i	ii	iii	iv	v	vi	vii	viii	ix	x	xi	xii
2006	123,915	393,151	959,288	621,624	508,555	404,509	333,190	208,974	185,206	171,934	145,173	127,968	23,381	19,867
2007	161,137	446,380	966,176	601,713	498,854	419,762	337,845	207,066	186,033	175,140	149,925	130,918	29,354	21,672
2008	153,159	497,320	808,729	597,112	524,561	446,907	378,626	207,943	193,233	177,861	162,199	144,050	25,919	23,355
2009	198,342	506,228	821,935	588,703	512,691	460,938	389,457	240,083	207,340	189,725	167,976	155,451	27,159	23,181
2010	187,917	516,488	753,148	586,288	490,130	435,618	388,618	238,806	222,872	195,153	173,164	153,077	33,302	28,412

Source: SEMIS Census 2010 - 11

Repeaters : Gender, Level and Class wise

Gender	School Level	Primary Classes						Middle Classes				Secondary Classes			H. Secondary Classes			Grand Total
		Class I	Class II	Class III	Class IV	Class V	Total	Class VI	Class VII	Class VIII	Total	Class IX	Class X	Total	Class XI	Class XII	Total	
Boys	Primary	31,247	13,936	9,718	6,565	3,882	65,348	35	2	5	42	-	-	-	-	-	-	65,390
	Middle	336	150	129	118	80	813	280	187	131	598	6	1	7	-	-	-	1,418
	Secondary	7	7	7	10	11	42	1,340	1,063	893	3,296	650	660	1,310	-	-	-	4,648
	Higher Sec.	6	4	4	3	1	18	193	180	169	542	174	201	375	305	330	635	1,570
	Total	31,596	14,097	9,858	6,696	3,974	66,221	1,848	1,432	1,198	4,478	830	862	1,692	305	330	635	73,026
Girls	Primary	19,592	7,596	5,403	4,082	2,338	39,011	22	-	-	22	-	-	-	-	-	-	39,033
	Middle	184	162	180	161	96	783	355	263	147	765	-	-	-	-	-	-	1,548
	Secondary	30	27	25	53	75	210	2,236	1,624	1,111	4,971	435	305	740	-	-	-	5,921
	Higher Sec.	-	-	-	-	-	-	472	462	445	1,379	484	439	923	164	90	254	2,556
	Total	19,806	7,785	5,608	4,296	2,509	40,004	3,085	2,349	1,703	7,137	919	744	1,663	164	90	254	49,058
Total	Primary	50,839	21,532	15,121	10,647	6,220	104,359	57	2	5	64	-	-	-	-	-	-	104,423
	Middle	520	312	309	279	176	1,596	635	450	278	1,363	6	1	7	-	-	-	2,966
	Secondary	37	34	32	63	86	252	3,576	2,687	2,004	8,267	1,085	965	2,050	-	-	-	10,569
	Higher Sec.	6	4	4	3	1	18	665	642	614	1,921	658	640	1,298	469	420	889	4,126
Grand Total		51,402	21,882	15,466	10,992	6,483	106,225	4,933	3,781	2,901	11,615	1,749	1,606	3,355	469	420	889	122,084

Source : SEMIS Census 2010 - 2011

Teachers : Level and Designation wise

		Staff by Designation											
Gender	School Level	PST	JST	HST	S. Special	SLT	OT	PTI	WIT	HMs	Other	No Info	Total
Male	Primary	65,210	134	17	26	263	12	47	9	3676	249	3,473	73,116
	Middle	1,973	1,653	932		88	486	179	17	157	234	63	5,782
	Secondary	479	3,781	7,087	36	577	946	412	358	609	1,177	50	15,512
	Higher Secondary	101	960	2,060	599	63	219	87	113	77	416	6	4,701
	Total	67,763	6,528	10,096	661	991	1,663	725	497	4,519	2,076	3,592	99,111
Female	Primary	25,815	117	23	7	150	21	21	3	871	102	1,815	28,945
	Middle	1,943	1,068	600	10	39	180	84	1	122	62	68	4,177
	Secondary	739	3,253	4,755	11	237	221	159	9	389	279	34	10,086
	Higher Secondary	24	603	1,044	314	48	59	35	3	37	120	4	2,291
	Total	28,521	5,041	6,422	342	474	481	299	16	1,419	563	1,921	45,499
Total	Primary	91,025	251	40	33	413	33	68	12	4,547	351	5,288	102,061
	Middle	3,916	2,721	1,532	10	127	666	263	18	279	296	131	9,959
	Secondary	1,218	7,034	11,842	47	814	1,167	571	367	998	1,456	84	25,598
	Higher Secondary	125	1,563	3,104	913	111	278	122	116	114	536	10	6,992
Grand Total		**96,284**	**11,569**	**16,518**	**1,003**	**1,465**	**2,144**	**1,024**	**513**	**5,938**	**2,639**	**5,513**	**144,610**

Source: SEMIS Census 2010 - 2011

Teachers : Gender, Level and Professional Training wise

		Teaching Staff by Professional Training							
Gender	School Level	P.T.C	C.T	B. Ed.	M. Ed.	Other	Untrained	No Info	Total
Male	Primary	39,695	5,922	19,471	3,819	202	2042	1,965	73,116
	Middle	857	741	1,873	1,385	716	106	104	5,782
	Secondary	134	1,212	4,211	7,705	1876	230	144	15,512
	Higher Sec.	21	342	976	2,868	390	52	52	4,701
	Total	40,707	8,217	26,531	15,777	3,184	2,430	2,265	99,111
Female	Primary	15,255	3,324	6,254	1,980	70	934	1,128	28,945
	Middle	894	698	1,280	884	194	76	151	4,177
	Secondary	146	911	5,114	3,285	471	57	102	10,086
	Higher Sec.	11	122	827	1,171	95	16	49	2,291
	Total	16,306	5,055	13,475	7,320	830	1,083	1,430	45,499
Total	Primary	54,950	9,246	25,725	5,799	272	2,976	3,093	102,061
	Middle	1,751	1,439	3,153	2,269	910	182	255	9,959
	Secondary	280	2,123	9,325	10,990	2,347	287	246	25,598
	Higher Sec.	32	464	1,803	4,039	485	68	101	6,992
Grand Total		**57,013**	**13,272**	**40,006**	**23,097**	**4,014**	**3,513**	**3,695**	**144,610**

Building Facilities: Gender and Levelwise

School Gender	School Level	School Building						Total Schools	Total Number of Classrooms
		Other Ownership	Govt. Ownership			Rental	Shelterless (No Buildig/No Info)		
			Satisfactory	Repairable	Dangerous				
Boys	Primary	159	2,674	4,486	1,432	43	2,612	11,406	22,320
	Middle	14	198	263	85	11	78	649	2,610
	Secondary	15	155	414	85	13	2	684	6,816
	Higher Secondary	1	17	55	15			88	1,472
	Total	189	3,044	5,218	1,617	67	2,692	12,827	33,218
Girls	Primary	109	1,603	2,864	934	29	1,573	7,112	16,226
	Middle	19	227	340	81	3	88	758	3,102
	Secondary	11	173	284	37	8		513	5,214
	Higher Secondary		20	47	8			75	1,262
	Total	139	2,023	3,535	1,060	40	1,661	8,458	25,804
Mixed	Primary	491	6,554	10,003	3,208	89	5,659	26,004	48,791
	Middle	19	254	472	152	7	194	1,098	3,748
	Secondary	6	81	264	89	3	1	444	3,208
	Higher Secondary	1	14	53	15			83	1,015
	Total	517	6,903	10,792	3,464	99	5,854	27,629	56,762
Total	Primary	759	10,831	17,353	5,574	161	9,844	44,522	87,337
	Middle	52	679	1,075	318	21	360	2,505	9,460
	Secondary	32	409	962	211	24	3	1,641	15,238
	Higher Sec.	2	51	155	38			246	3,749
Grand Total		845	11,970	19,545	6,141	206	10,207	48,914	115,784

Schools : Level and Classrooms wise

School Gender	School Level	Number of Schools having Classrooms											
		0	1	2	3	4	5	6	7	8	9	10 and More	Total
Boys	Primary	2,620	2,238	4,358	675	487	450	164	108	82	58	166	11,406
	Middle	79	18	48	193	112	56	52	17	23	14	37	649
	Secondary	6	1	1	12	26	172	38	47	60	41	280	684
	Higher Secondary					1	2	1	5	7	4	68	88
	Total	2,705	2,257	4,407	880	626	680	255	177	172	117	551	12,827
Girls	Primary	1,578	713	3,188	408	281	416	151	93	68	51	165	7,112
	Middle	89	32	95	155	144	75	53	29	27	10	49	758
	Secondary	1	4	7	7	26	77	50	38	43	25	235	513
	Higher Secondary		1	1	1	2	5		4	3	2	56	75
	Total	1,668	750	3,291	571	453	573	254	164	141	88	505	8,458
Mixed	Primary	5,696	5,593	10,444	1,396	822	898	385	212	139	80	339	26,004
	Middle	195	41	87	272	252	103	70	23	16	7	32	1,098
	Secondary	1		2	15	28	186	30	37	31	34	80	444
	Higher Secondary				1		7	1	7	7	9	51	83
	Total	5,892	5,634	10,533	1,684	1,102	1,194	486	279	193	130	502	27,629
Total	Primary	9,894	8,544	17,990	2,479	1,590	1,764	700	413	289	189	670	44,522
	Middle	363	91	230	620	508	234	175	69	66	31	118	2,505
	Secondary	8	5	10	34	80	435	118	122	134	100	595	1,641
	Higher Secondary		1	1	2	3	14	2	16	17	15	175	246
Grand Total		**10,265**	**8,641**	**18,231**	**3,135**	**2,181**	**2,447**	**995**	**620**	**506**	**335**	**1,558**	**48,914**

Source: SEMIS Census 2010-2011

Schools with Facilities : Gender and Level wise

		Schools having Basic Facilities				Schools having Advance Facilities			
Gender	School Level	Electricity	Toilets	Drinking Water	Boundary Wall	Laboratory	Library	Play Ground	SMC
Boys	Primary	2,644	6,143	5,608	5,713	2	6	2,808	8,982
	Middle	322	478	416	454	7	13	179	504
	Secondary	558	624	578	611	403	199	336	662
	Higher Sec.	82	76	77	73	62	44	56	87
	Total	3,606	7,321	6,679	6,851	474	262	3,379	10,235
Girls	Primary	1,777	4,277	3,328	4,507	5	26	1,633	5,041
	Middle	340	586	490	600	6	11	272	583
	Secondary	445	492	471	494	265	89	302	502
	Higher Sec.	73	70	72	75	47	29	46	75
	Total	2,635	5,425	4,361	5,676	323	155	2,253	6,201
Mixed	Primary	5,589	14,226	12,786	13,124	4	36	5,987	22,831
	Middle	378	761	627	723	4	8	291	897
	Secondary	323	400	384	389	149	98	183	436
	Higher Sec.	75	76	77	69	51	43	37	83
	Total	6,365	15,463	13,874	14,305	208	185	6,498	24,247
Total	Primary	10,010	24,646	21,722	23,344	11	68	10,428	36,854
	Middle	1,040	1,825	1,533	1,777	17	32	742	1,984
	Secondary	1,326	1,516	1,433	1,494	817	386	821	1,600
	Higher Sec.	230	222	226	217	160	116	139	245
With Facilities		12,606	28,209	24,914	26,832	1,005	602	12,130	40,683
Without / Missing Facilities		36,308	20,705	24,000	22,082	47,909	48,312	36,784	8,231

SMC=School Management Committee

Schools without / Missing Facilities : Gender and Level wise

		Schools Without Basic Facilities				Schools Without Advance Facilities			
Gender	School Level	Electricity	Toilets	Drinking Water	Boundary Wall	Laboratory	Library	Play Ground	SMC
Boys	Primary	8762	5,263	5,798	5,693	11,404	11,400	8,598	2,424
	Middle	327	171	233	195	642	636	470	145
	Secondary	126	60	106	73	281	485	348	22
	Higher Sec.	6	12	11	15	26	44	32	1
	Total	9,221	5,506	6,148	5,976	12,353	12,565	9,448	2,592
Girls	Primary	5335	2,835	3,784	2,605	7,107	7,086	5,479	2,071
	Middle	418	172	268	158	752	747	486	175
	Secondary	68	21	42	19	248	424	211	11
	Higher Sec.	2	5	3	0	28	46	29	0
	Total	5,823	3,033	4,097	2,782	8,135	8,303	6,205	2,257
Mixed	Primary	20415	11,778	13,218	12,880	26,000	25,968	20,017	3,173
	Middle	720	337	471	375	1,094	1,090	807	201
	Secondary	121	44	60	55	295	346	261	8
	Higher Sec.	8	7	6	14	32	40	46	0
	Total	21,264	12,166	13,755	13,324	27,421	27,444	21,131	3,382
Total	Primary	34,512	19,876	22,800	21,178	44,511	44,454	34,094	7,668
	Middle	1,465	680	972	728	2,488	2,473	1,763	521
	Secondary	315	125	208	147	824	1,255	820	41
	Higher Sec.	16	24	20	29	86	130	107	1
Without / MissingFacilities		36,308	20,705	24,000	22,082	47,909	48,312	36,784	8,231

With Facilities	12,606	28,209	24,914	26,832	1,005	602	12,130	40,683

SMC=School Management Committee

Lab Facilities : Gender, Level and Subject wise

		Number of Schools Having Lab by Subject					
School Gender	**School Level**	**Lab / Science Lab**	**Biology Lab**	**Chemistry Lab**	**Physics Lab**	**Home Economics Lab**	**Computer Lab**
Boys	Primary	2	2	2	1	2	5
	Middle	7	3	6	6	1	7
	Secondary	403	300	281	315	7	150
	Higher Secondary	62	48	49	51	3	45
	Total	474	353	338	373	13	207
Girls	Primary	5	3	4	1	2	7
	Middle	6	5	5	6	4	10
	Secondary	265	202	180	173	44	117
	Higher Secondary	47	38	39	38	16	43
	Total	323	248	228	218	66	177
Mixed	Primary	4	3	4	3	3	31
	Middle	4	4	4	4	2	14
	Secondary	149	122	86	92	6	46
	Higher Secondary	51	38	41	45	1	31
	Total	208	167	135	144	12	122
Total	Primary	11	8	10	5	7	43
	Middle	17	12	15	16	7	31
	Secondary	817	624	547	580	57	313
	Higher Secondary	160	124	129	134	20	119
Grand Total		**1,005**	**768**	**701**	**735**	**91**	**506**

Source: SEMIS Census 2010-2011

Classroom Facilities : Gender and level wise

Gender	School Level	Black Boards	Student Chairs	Student Desks	Student Benches	Teachers Tables	Teachers Chairs	Fans	Computers
Boys	Primary	18,887	13,034	54,968	103,442	19,675	38,516	25,043	405
	Middle	2,431	2,487	14,907	6,623	1,909	5,244	4,086	67
	Secondary	6,805	16,592	83,455	6,766	6,562	19,298	16,585	2,286
	Higher Sec.	1,492	7,753	18,118	1,544	1,732	5,109	4,795	867
	Total	29,615	39,866	171,448	118,375	29,878	68,167	50,509	3,625
Girls	Primary	14,721	17,317	49,772	72,461	13,157	26,368	17,870	186
	Middle	2,862	4,311	17,389	12,170	2,461	5,497	4,581	169
	Secondary	5,284	17,100	67,451	5,770	4,933	12,637	12,177	1,493
	Higher Sec.	1,239	10,720	18,595	1,015	1,501	3,831	3,902	825
	Total	24,106	49,448	153,207	91,416	22,052	48,333	38,530	2,673
Mixed	Primary	44,544	32,286	125,206	235,762	45,049	88,861	53,696	671
	Middle	3,999	5,837	21,672	9,170	3,372	7,921	6,580	204
	Secondary	3,229	11,967	35,243	3,028	3,435	11,294	8,993	757
	Higher Sec.	1,054	8,601	14,955	1,505	1,336	4,493	4,012	598
	Total	52,826	58,691	197,076	249,465	53,192	112,569	73,281	2,230
Total	Primary	78,152	62,637	229,946	411,665	77,881	153,745	96,609	1,262
	Middle	9,292	12,635	53,968	27,963	7,742	18,662	15,247	440
	Secondary	15,318	45,659	186,149	15,564	14,930	43,229	37,755	4,536
	Higher Sec.	3,785	27,074	51,668	4,064	4,569	13,433	12,709	2,290
Grand Total		**106,547**	**148,005**	**521,731**	**459,256**	**105,122**	**229,069**	**162,320**	**8,528**

Source: SEMIS Census 2010-2011

Students Flow Rates By Gender and Class (Cohort Student Flow Method) at Primary Stage

2009-2010	Boys Flow Rates by Class					
	1 to 2	2 to 3	3 to 4	4 to 5	5 to 6	Average
Promotion Rate	69.5%	79.7%	82.4%	82.2%	58.1%	74%
Repeatition Rate	6.5%	4.0%	3.2%	2.4%	1.7%	4%
Dropout Rate	24.0%	16.3%	14.4%	15.4%	40.2%	22%

2009-2010	Girls Flow Rates by Class					
	1 to 2	2 to 3	3 to 4	4 to 5	5 to 6	Average
Promotion Rate	67.5%	82.0%	83.5%	84.0%	62.8%	76%
Repeatition Rate	5.9%	3.3%	2.7%	2.3%	1.6%	3%
Dropout Rate	27%	14.6%	13.8%	13.7%	35.6%	21%

2009-2010	(Boys+Girls) Flow Rates by Class					
	1 to 2	2 to 3	3 to 4	4 to 5	5 to 6	Average
Promotion Rate	68.7%	80.6%	82.8%	82.9%	60.1%	75%
Repeatition Rate	6.3%	3.7%	3.0%	2.4%	1.7%	3%
Dropout Rate	25.1%	15.7%	14.2%	14.7%	38.3%	22%

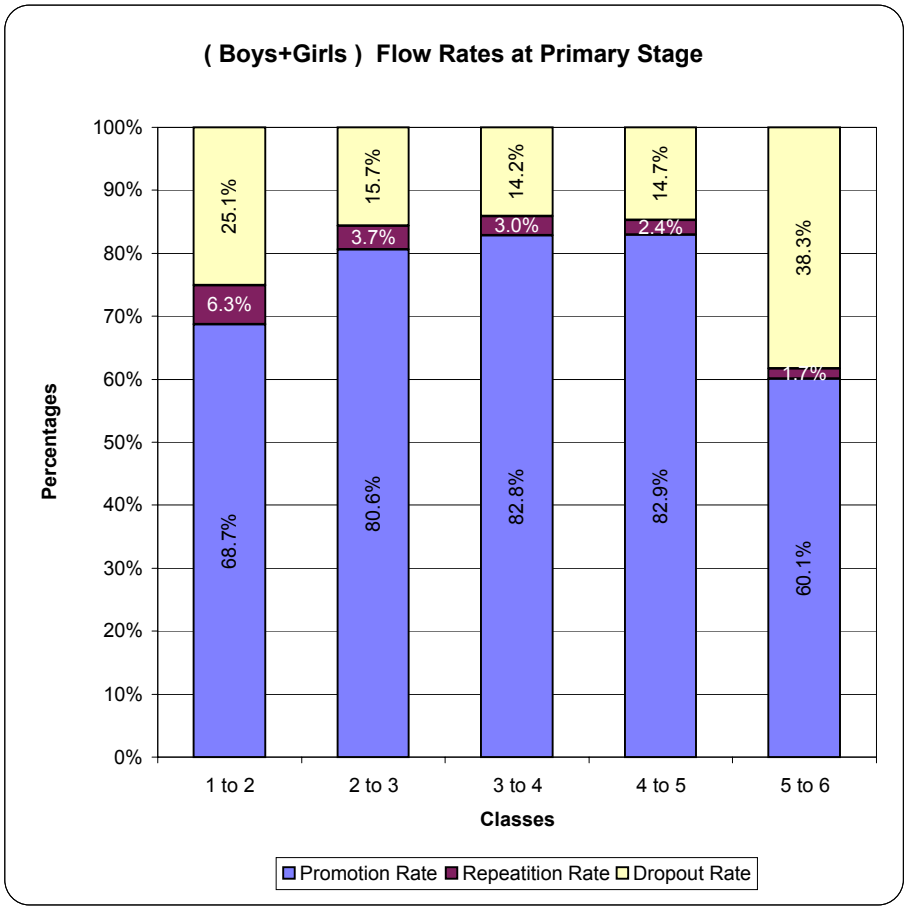

Note : To calculate Student Flow Rates we use Cohort Student Flow Method.
Taking Classwise Enrollment of 2009-10 and 2010-11 and Repeaters of 2010-11

Shelterless Schools (Gender & level wise)

	Urban				Rural				Total			
Level	Boys	Girls	Mixed	Total	Boys	Girls	Mixed	Total	Boys	Girls	Mixed	Total
Primary	59	27	93	179	2,553	1,546	5,566	9,665	2,612	1,573	5,659	9,844
Middle	5	5	4	14	73	83	190	346	78	88	194	360
Secondary	1			1	1		1	2	2		1	3
Total	**65**	**32**	**97**	**194**	**2,627**	**1,629**	**5,757**	**10,013**	**2,692**	**1,661**	**5,854**	**10,207**

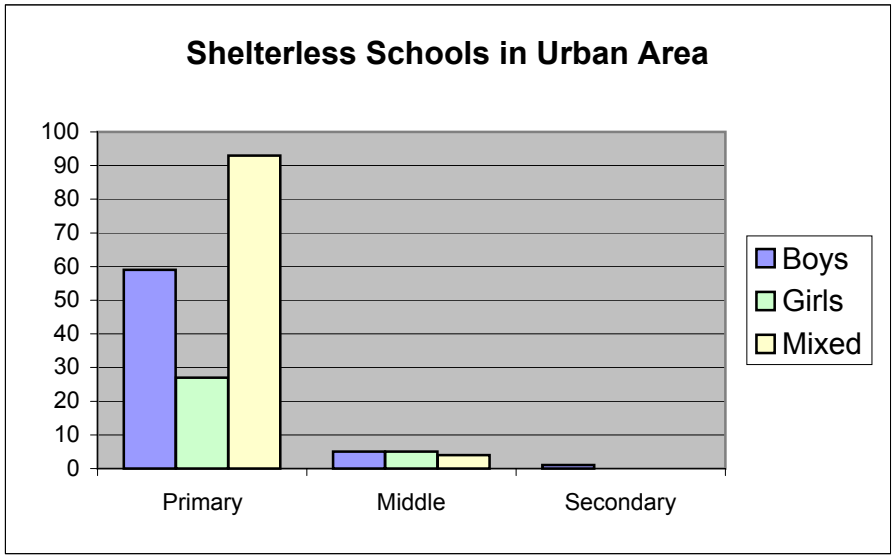

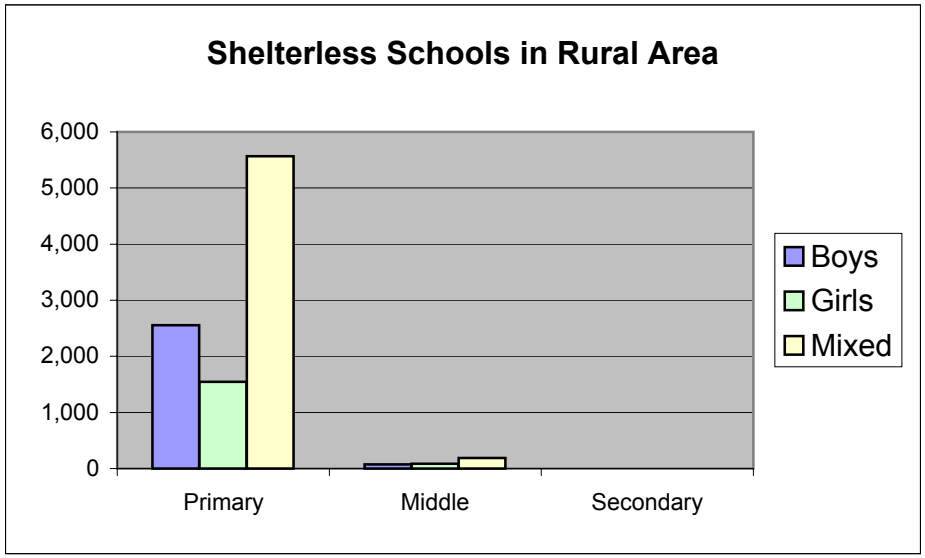

Schools with Affected / Damages Status : Gender and Level wise

		Schools Affected / Damages with				Number of Schools		
School Gender	School Level	Flood	Rain	IDP	Multiple of These	Damages	Not Damages	Total Schools
Boys	Primary	886	234	461	76	1,657	9,749	11,406
	Middle	16	17	26	5	64	585	649
	Elementary	24	39	103	8	174	510	684
	Secondary	3	11	20	2	36	52	88
	Total	929	301	610	91	1,931	10,896	12,827
Girls	Primary	295	130	411	47	883	6,229	7,112
	Middle	19	14	63	6	102	656	758
	Elementary	16	14	59	6	95	418	513
	Secondary	1	6	15	2	24	51	75
	Total	331	164	548	61	1,104	7,354	8,458
Mixed	Primary	1,595	662	1,007	224	3,488	22,516	26,004
	Middle	53	37	58	10	158	940	1,098
	Elementary	23	38	72	7	140	304	444
	Secondary	3	4	16	3	26	57	83
	Total	1,674	741	1,153	244	3,812	23,817	27,629
Total	Primary	2,776	1,026	1,879	347	6,028	38,494	44,522
	Middle	88	68	147	21	324	2,181	2,505
	Elementary	63	91	234	21	409	1,232	1,641
	Secondary	7	21	51	7	86	160	246
Grand Total		2,934	1,206	2,311	396	6,847	42,067	48,914

Students per teacher, school, classroom ratios

Whole Sindh (Urban+Rural) Average

Year	Pupil / Teacher	Pupil / School	Pupil / Classroom
2007	30	134	43
2008	29	140	42
2009	30	147	44
2010	29	146	37

Whole Sindh

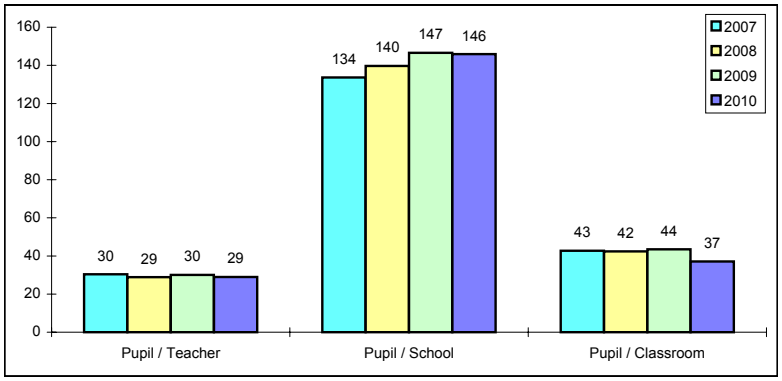

Urban Area

Year	Pupil / Teacher	Pupil / School	Pupil / Classroom
2007	24	198	41
2008	23	210	40
2009	24	221	42
2010	23	219	35

Urban Area

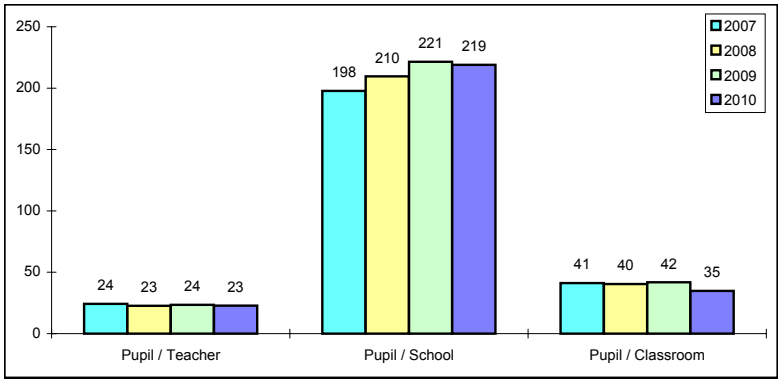

Rural Area

Year	Pupil / Teacher	Pupil / School	Pupil / Classroom
2007	37	70	44
2008	35	70	44
2009	37	72	45
2010	35	73	40

Rural Area

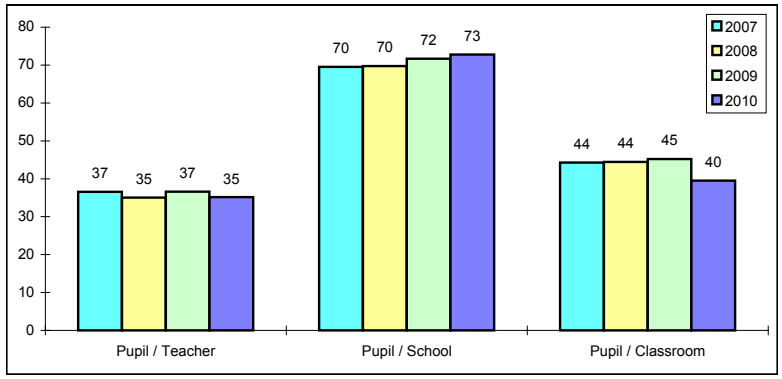

Districts

Map of School Education Census 2010 - 11

Summary

Schools = 48,914
Enrolment = 4,402,993
Teachers = 144,610

Source : RSU-SEMIS Wing - GIS Section, Edu. Deptt, Karachi.

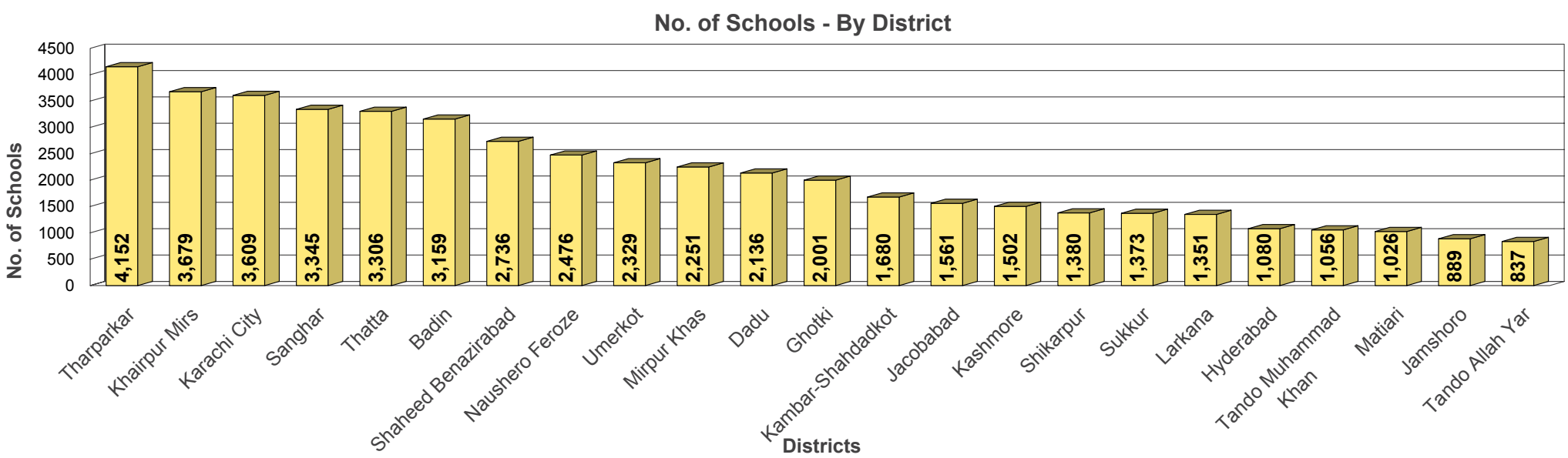

District Summary: Number of Schools, Enrolment and Teachers

District Name	Number of Schools				Enrolment			Teachers			School Status		No. of Branch Schools
	Boys	Girls	Mixed	Total	Boys	Girls	Total	Male	Female	Total	Functional	Closed	
Badin	472	449	2,238	3,159	112,368	73,460	185,828	5,067	1,053	6,120	2,837	322	22
Dadu	508	396	1,232	2,136	151,772	99,762	251,534	5,756	1,451	7,207	2,002	134	3
Hyderabad	263	235	582	1,080	85,399	84,068	169,467	4,470	4,163	8,633	1,073	7	3
Thatta	1,394	507	1,405	3,306	95,511	67,152	162,663	4,581	1,005	5,586	2,561	745	23
Mirpur Khas	497	418	1,336	2,251	100,539	60,151	160,690	4,133	1,779	5,912	2,126	125	28
Tharparkar	620	629	2,903	4,152	125,189	96,014	221,203	4,813	656	5,469	3,421	731	516
Sanghar	780	437	2,128	3,345	165,595	96,743	262,338	7,248	1,844	9,092	2,939	406	11
Karachi City	1,078	908	1,623	3,609	250,186	317,711	567,897	8,412	18,625	27,037	3,556	53	53
Jacobabad	448	278	835	1,561	99,953	62,855	162,808	3,765	1,009	4,774	1,417	144	4
Larkano	218	292	841	1,351	130,928	94,991	225,919	4,983	1,860	6,843	1,351		12
Shikarpur	563	255	562	1,380	83,775	46,580	130,355	3,518	910	4,428	1,049	331	2
Khairpur Mirs	1,424	617	1,638	3,679	201,408	130,476	331,884	7,232	2,093	9,325	3,388	291	19
Naushero Feroze	734	401	1,341	2,476	152,334	103,639	255,973	5,208	1,526	6,734	2,275	201	22
Shaheed Benazirabad	482	475	1,779	2,736	129,459	77,245	206,704	4,859	1,315	6,174	2,515	221	7
Sukkur	430	263	680	1,373	93,458	63,102	156,560	3,796	1,390	5,186	1,236	137	29
Ghotki	742	257	1,002	2,001	146,829	70,072	216,901	3,951	601	4,552	1,998	3	2
Umerkot	623	479	1,227	2,329	81,191	46,028	127,219	3,087	764	3,851	1,988	341	159
Jamshoro	212	198	479	889	48,567	33,307	81,874	2,068	718	2,786	769	120	
Matiari	131	154	741	1,026	55,859	35,489	91,348	2,808	684	3,492	934	92	1
Tando Allah Yar	157	139	541	837	43,936	25,355	69,291	1,494	439	1,933	732	105	
Tando Mohd Khan	244	157	655	1,056	38,570	22,420	60,990	1,781	405	2,186	989	67	
Kashmore @ Kandhkot	430	208	864	1,502	76,566	31,207	107,773	2,670	381	3,051	1,189	313	
Kambar @ Shahdadkot	377	306	997	1,680	119,756	76,018	195,774	3,411	828	4,239	1,530	150	9
Province Total	12,827	8,458	27,629	48,914	2,589,148	1,813,845	4,402,993	99,111	45,499	144,610	43,875	5,039	925

Source: SEMIS Census 2010 - 2011

Participation Rates in Government Schools at Primary Stage (District wise) 2010 - 11

District Name	Population			Enrolment			Participation Rates			Out of Govt Schools		
	Boys	Girls	Total	Boys	Girls	Total	Boys	Girls	Total	Boys	Girls	Total
Badin	131,062	116,740	247,802	65,523	43,274	108,797	50%	37%	44%	50%	63%	56%
Dadu	129,466	112,238	241,704	87,550	55109	142,659	68%	49%	59%	32%	51%	41%
Hyderabad	126,539	117,359	243,898	49,674	43,057	92,731	39%	37%	38%	61%	63%	62%
Thatta	135,275	116,415	251,690	73,767	53,589	127,356	55%	46%	51%	45%	54%	49%
Mirpur Khas	109,208	99,164	208,372	68,282	36,102	104,384	63%	36%	50%	37%	64%	50%
Tharparkar	129,003	99,986	228,989	103,415	82,698	186,113	80%	83%	81%	20%	17%	19%
Sanghar	171,941	153,509	325,450	103,060	60,260	163,320	60%	39%	50%	40%	61%	50%
Karachi City	997,218	943,975	1,941,193	145,728	165,159	310,887	15%	17%	16%	85%	83%	84%
Jacobabad	89,010	75,499	164,509	62,973	36,833	99,806	71%	49%	61%	29%	51%	39%
Larkano	125,354	113,180	238,534	82,487	61,738	144,225	66%	55%	60%	34%	45%	40%
Shikarpur	98,467	83,629	182,096	55,097	29,863	84,960	56%	36%	47%	44%	64%	53%
Khairpur Mirs	197,244	171,206	368,450	105,113	69,971	175,084	53%	41%	48%	47%	59%	52%
Naushero Feroze	110,129	95,582	205,711	70,688	49,034	119,722	64%	51%	58%	36%	49%	42%
Shaheed Benazirabad	106,009	93,056	199,065	68,964	38,297	107,261	65%	41%	54%	35%	59%	46%
Sukkur	101,325	91,003	192,328	58,482	37,433	95,915	58%	41%	50%	42%	59%	50%
Ghotki	126,921	111,504	238,425	88,823	41,216	130,039	70%	37%	55%	30%	63%	45%
Umerkot	85,111	75,529	160,640	57,232	34,764	91,996	67%	46%	57%	33%	54%	43%
Jamshoro	64,119	55,339	119,458	28,543	19,975	48,518	45%	36%	41%	55%	64%	59%
Matiari	49,810	44,995	94,805	34,095	21,979	56,074	68%	49%	59%	32%	51%	41%
Tando Allah Yar	50,147	45,264	95,411	23,886	13,266	37,152	48%	29%	39%	52%	71%	61%
Tando Mohd Khan	42,706	37,637	80,343	25,177	13,075	38,252	59%	35%	48%	41%	65%	52%
Kashmore	83,793	66,147	149,940	49,383	19,152	68,535	59%	29%	46%	41%	71%	54%
Shahdadkot	122,866	107,518	230,384	74,473	45,543	120,016	61%	42%	52%	39%	58%	48%
Province Total	**3,382,723**	**3,026,474**	**6,409,197**	**1,582,415**	**1,071,387**	**2,653,802**	**47%**	**35%**	**41%**	**53%**	**65%**	**59%**

Note: 1. Population included the age group 5 to 9 Years (Projected for year 2010)
2. Enrolment included the classess of Primary stage i.e I to V (Government)
3. In newly created district we have not exact population breakup.

Source: SEMIS Census 2010 - 2011

SCHOOLS : Number of Schools in District - Location and Status wise

District Name	Urban Area			Rural Area			Total Schools		
	Functional	Closed	Total	Functional	Closed	Total	Functional	Closed	Total
Badin	141	1	142	2,696	321	3,017	2,837	322	3,159
Dadu	132		132	1,870	134	2,004	2,002	134	2,136
Hyderabad	539		539	534	7	541	1,073	7	1,080
Thatta	120	21	141	2,441	724	3,165	2,561	745	3,306
Mirpur Khas	164	5	169	1,962	120	2,082	2,126	125	2,251
Tharparkar				3,421	731	4,152	3,421	731	4,152
Sanghar	152	2	154	2,787	404	3,191	2,939	406	3,345
Karachi City	2,880	26	2,906	676	27	703	3,556	53	3,609
Jacobabad	119		119	1,298	144	1,442	1,417	144	1,561
Larkano	176		176	1,175		1,175	1,351		1,351
Shikarpur	104	10	114	945	321	1,266	1,049	331	1,380
Khairpur Mirs	174	8	182	3,214	283	3,497	3,388	291	3,679
Naushero Feroze	111	6	117	2,164	195	2,359	2,275	201	2,476
Shaheed Benazirabad	119	2	121	2,396	219	2,615	2,515	221	2,736
Sukkur	180	1	181	1,056	136	1,192	1,236	137	1,373
Ghotki	54		54	1,944	3	1,947	1,998	3	2,001
Umerkot	28	2	30	1,960	339	2,299	1,988	341	2,329
Jamshoro	164	3	167	605	117	722	769	120	889
Matiari	25	12	37	909	80	989	934	92	1,026
Tando Allah Yar	69	3	72	663	102	765	732	105	837
Tando Mohd Khan	66	1	67	923	66	989	989	67	1,056
Kashmore @ Kandhkot	47	1	48	1,142	312	1,454	1,189	313	1,502
Kambar @ Shahdadkot	91	6	97	1,439	144	1,583	1,530	150	1,680
Province Total	5,655	110	5,765	38,220	4,929	43,149	43,875	5,039	48,914

SCHOOLS : Enrolment in District - Class wise

District Name	Primary Classes							Middle Classes				Secondary Classes			Higher Sec. Classes			Grand Total
	Kachi	Class I	Class II	Class III	Class IV	Class V	Total	Class VI	Class VII	Class VIII	Total	Class IX	Class X	Total	Class XI	Class XII	Total	
Badin	38,306	36,110	24,013	18,494	16,019	14,161	147,103	9,325	9,348	6,785	25,458	6,217	4,506	10,723	1,560	984	2,544	185,828
Dadu	65,965	37,478	30,951	27,617	24,607	22,006	208,624	9,232	8,746	7,690	25,668	7,041	6,325	13,366	1,992	1,884	3,876	251,534
Hyderabad	19,275	22,855	20,542	18,571	16,415	14,348	112,006	12,108	11,669	10,643	34,420	10,558	9,538	20,096	1,783	1,162	2,945	169,467
Thatta	12,542	45,140	29,393	21,810	17,348	13,665	139,898	5,180	5,035	4,071	14,286	3,622	3,004	6,626	1,033	820	1,853	162,663
Mirpur Khas	14,816	33,634	22,453	18,318	16,315	13,664	119,200	9,063	8,367	6,942	24,372	6,971	6,055	13,026	2,243	1,849	4,092	160,690
Tharparkar	4,315	79,019	46,837	25,868	18,596	15,793	190,428	8,408	7,448	5,703	21,559	4,679	3,573	8,252	590	374	964	221,203
Sanghar	44,115	46,349	37,401	29,918	26,424	23,228	207,435	12,092	11,245	9,574	32,911	9,063	8,316	17,379	2,569	2,044	4,613	262,338
Karachi City	41,492	78,075	66,950	62,225	55,553	48,084	352,379	48,610	44,355	42,643	135,608	39,365	36,787	76,152	2,348	1,410	3,758	567,897
Jacobabad	35,697	30,037	21,038	18,216	16,137	14,378	135,503	6,008	5,666	5,690	17,364	3,960	3,654	7,614	1,236	1,091	2,327	162,808
Larkano	23,603	34,267	30,482	27,758	26,035	25,683	167,828	13,987	12,219	11,081	37,287	9,688	8,711	18,399	1,313	1,092	2,405	225,919
Shikarpur	11,450	22,608	17,195	15,883	15,096	14,178	96,410	7,452	6,874	6,467	20,793	5,441	4,636	10,077	1,645	1,430	3,075	130,355
Khairpur Mirs	78,075	40,657	42,188	34,008	30,988	27,243	253,159	18,338	16,751	14,762	49,851	12,267	11,578	23,845	2,627	2,402	5,029	331,884
Naushero Feroze	70,081	28,035	24,479	22,499	22,738	21,971	189,803	15,440	15,052	11,711	42,203	10,318	9,255	19,573	2,147	2,247	4,394	255,973
Shaheed Benazirabad	57,111	25,754	23,575	20,752	20,046	17,134	164,372	9,845	9,064	7,856	26,765	6,822	5,863	12,685	1,332	1,550	2,882	206,704
Sukkur	18,889	23,947	20,514	18,438	17,224	15,792	114,804	9,538	8,614	7,940	26,092	7,050	5,968	13,018	1,439	1,207	2,646	156,560
Ghotki	44,718	30,925	28,159	25,702	23,774	21,479	174,757	9,534	9,920	8,590	28,044	6,564	5,581	12,145	1,124	831	1,955	216,901
Umerkot	8,574	33,596	20,472	14,677	12,261	10,990	100,570	5,850	5,721	4,493	16,064	3,911	3,296	7,207	1,774	1,604	3,378	127,219
Jamshoro	15,323	13,330	10,417	9,253	8,284	7,234	63,841	4,101	3,822	3,118	11,041	2,645	2,156	4,801	1,189	1,002	2,191	81,874
Matiari	13,804	17,017	11,580	9,943	8,986	8,548	69,878	5,552	4,949	4,035	14,536	3,727	3,088	6,815	69	50	119	91,348
Tando Allah Yar	14,930	9,475	8,268	7,017	6,317	6,075	52,082	4,174	3,794	3,055	11,023	2,687	2,307	4,994	564	628	1,192	69,291
Tando Mohd Khan	14,124	12,505	8,928	6,886	5,419	4,514	52,376	2,219	1,995	1,636	5,850	1,378	1,119	2,497	139	128	267	60,990
Kashmore @ Kandhkot	17,205	18,552	14,617	13,126	11,453	10,787	85,740	4,193	4,159	3,944	12,296	3,276	3,511	6,787	1,474	1,476	2,950	107,773
Kambar @ Shahdadkot	39,995	33,783	25,836	23,151	19,583	17,663	160,011	8,557	8,059	6,724	23,340	5,914	4,250	10,164	1,112	1,147	2,259	195,774
Province Total	704,405	753,148	586,288	490,130	435,618	388,618	**3,358,207**	238,806	222,872	195,153	**656,831**	173,164	153,077	**326,241**	33,302	28,412	**61,714**	**4,402,993**

Source: SEMIS Census 2010 - 2011

SCHOOLS : Teachers in District - Gender and Level wise

District Name	Male Teaching Staff by School Level					Female Teaching Staff by School Level					Grand Total
	Primary	Middle	Secondary	Higher Sec.	Total	Primary	Middle	Secondary	Higher Sec.	Total	
Badin	4,041	283	537	206	5,067	834	48	136	35	1,053	6,120
Dadu	4,472	227	855	202	5,756	1,106	87	190	68	1,451	7,207
Hyderabad	2,835	275	1,127	233	4,470	2,502	281	1,089	291	4,163	8,633
Thatta	3,837	118	460	166	4,581	775	29	178	23	1,005	5,586
Mirpur Khas	3,098	208	525	302	4,133	1,220	119	255	185	1,779	5,912
Tharparkar	4,057	344	333	79	4,813	568	18	70		656	5,469
Sanghar	5,749	278	895	326	7,248	1,295	166	240	143	1,844	9,092
Karachi City	4,751	852	2,526	283	8,412	9,954	2,109	5,902	660	18,625	27,037
Jacobabad	2,851	258	428	228	3,765	729	153	85	42	1,009	4,774
Larkano	3,694	172	742	375	4,983	1,285	103	306	166	1,860	6,843
Shikarpur	2,485	127	651	255	3,518	611	96	173	30	910	4,428
Khairpur Mirs	4,740	582	1,409	501	7,232	1,461	184	354	94	2,093	9,325
Naushero Feroze	3,760	447	708	293	5,208	1,036	246	143	101	1,526	6,734
Shaheed Benazirabad	3,897	253	549	160	4,859	1,017	129	122	47	1,315	6,174
Sukkur	2,411	274	918	193	3,796	776	182	254	178	1,390	5,186
Ghotki	3,030	257	566	98	3,951	453	62	35	51	601	4,552
Umerkot	2,582	100	209	196	3,087	645	24	81	14	764	3,851
Jamshoro	1,540	78	367	83	2,068	504	25	141	48	718	2,786
Matiari	2,195	138	441	34	2,808	543	13	128		684	3,492
Tando Allah Yar	1,121	66	254	53	1,494	345	22	28	44	439	1,933
Tando Mohd Khan	1,421	114	223	23	1,781	283	18	104		405	2,186
Kashmore @ Kandhkot	1,916	182	310	262	2,670	323	24	19	15	381	3,051
Kambar @ Shahdadkot	2,633	149	479	150	3,411	680	39	53	56	828	4,239
Province Total	**73,116**	**5,782**	**15,512**	**4,701**	**99,111**	**28,945**	**4,177**	**10,086**	**2,291**	**45,499**	**144,610**

Source: SEMIS Census 2010 - 2011

SCHOOLS : Facilities in District (Schools With Facilities)

District Name	Schools	Schools having Basic Facilities				Schools having Advance Facilities			
		Electricity	Toilets	Drinking Water	Boundary Wall	Laboratory	Library	Play Ground	SMC
Badin	3,159	219	1,722	1,277	1,451	33	18	1,426	2,707
Dadu	2,136	321	1,191	888	1,173	27	22	576	1,775
Hyderabad	1,080	610	925	749	885	60	37	335	1,017
Thatta	3,306	102	1,079	649	983	16	12	842	2,468
Mirpur Khas	2,251	422	1,109	953	997	40	27	485	1,900
Tharparkar	4,152	76	1,570	1,267	1,519	21	12	214	3,252
Sanghar	3,345	546	1,814	1,526	1,765	36	25	354	2,646
Karachi City	3,609	2,468	2,923	2,462	3,132	473	225	1,724	3,398
Jacobabad	1,561	203	606	454	635	11	8	147	1,230
Larkano	1,351	894	1,121	1,057	1,113	34	15	169	1,303
Shikarpur	1,380	402	914	897	893	24	20	659	901
Khairpur Mirs	3,679	1,381	2,443	2,677	2,022	49	39	1,107	3,336
Naushero Feroze	2,476	962	1,560	1,778	1,370	21	20	709	2,214
Shaheed Benazirabad	2,736	692	1,470	1,590	1,505	24	21	212	2,161
Sukkur	1,373	682	1,056	1,031	876	38	32	519	1,185
Ghotki	2,001	290	1,136	1,200	1,107	18	16	376	1,685
Umerkot	2,329	396	1,403	738	1,188	12	14	162	1,882
Jamshoro	889	294	652	407	732	1	1	5	759
Matiari	1,026	603	831	697	782	20	9	539	927
Tando Allah Yar	837	347	628	481	613	13	9	16	726
Tando Mohd Khan	1,056	130	564	603	555	8	4	428	871
Kashmore @ Kandhkot	1,502	77	449	721	473	9	5	948	916
Kambar @ Shahdadkot	1,680	489	1,043	812	1,063	17	11	178	1,424
Province Total	48,914	12,606	28,209	24,914	26,832	1,005	602	12,130	40,683
Without Facilities		36,308	20,705	24,000	22,082	47,909	48,312	36,784	8,231

SMC=School Management Committe

SCHOOLS : Facilities in District (Schools Without Facilities)

District Name	Schools	Schools Without Basic Facilities				Schools Without Advance Facilities			
		Electricity	Toilets	Drinking Water	Boundary Wall	Laboratory	Library	Play Ground	SMC
Badin	3,159	2,940	1,437	1,882	1,708	3,126	3,141	1,733	452
Dadu	2,136	1,815	945	1,248	963	2,109	2,114	1,560	361
Hyderabad	1,080	470	155	331	195	1,020	1,043	745	63
Thatta	3,306	3,204	2,227	2,657	2,323	3,290	3,294	2,464	838
Mirpur Khas	2,251	1,829	1,142	1,298	1,254	2,211	2,224	1,766	351
Tharparkar	4,152	4,076	2,582	2,885	2,633	4,131	4,140	3,938	900
Sanghar	3,345	2,799	1,531	1,819	1,580	3,309	3,320	2,991	699
Karachi City	3,609	1,141	686	1,147	477	3,136	3,384	1,885	211
Jacobabad	1,561	1,358	955	1,107	926	1,550	1,553	1,414	331
Larkano	1,351	457	230	294	238	1,317	1,336	1,182	48
Shikarpur	1,380	978	466	483	487	1,356	1,360	721	479
Khairpur Mirs	3,679	2,298	1,236	1,002	1,657	3,630	3,640	2,572	343
Naushero Feroze	2,476	1,514	916	698	1,106	2,455	2,456	1,767	262
Shaheed Benazirabad	2,736	2,044	1,266	1,146	1,231	2,712	2,715	2,524	575
Sukkur	1,373	691	317	342	497	1,335	1,341	854	188
Ghotki	2,001	1,711	865	801	894	1,983	1,985	1,625	316
Umerkot	2,329	1,933	926	1,591	1,141	2,317	2,315	2,167	447
Jamshoro	889	595	237	482	157	888	888	884	130
Matiari	1,026	423	195	329	244	1,006	1,017	487	99
Tando Allah Yar	837	490	209	356	224	824	828	821	111
Tando Mohd Khan	1,056	926	492	453	501	1,048	1,052	628	185
Kashmore @ Kandhkot	1,502	1,425	1,053	781	1,029	1,493	1,497	554	586
Kambar @ Shahdadkot	1,680	1,191	637	868	617	1,663	1,669	1,502	256
Province Total	48,914	36,308	20,705	24,000	22,082	47,909	48,312	36,784	8,231
With Facilities		12,606	28,209	24,914	26,832	1,005	602	12,130	40,683

SMC=School Management Committee

Source: SEMIS Census 2010 - 2011

SCHOOLS : Facilities in Classroom

District Name	Black Boards	Student Chairs	Student Desks	Student Benches	Teachers Tables	Teachers Chairs	Fans	Computers
Badin	4,557	6,369	12,030	26,859	5,185	10,351	5,753	682
Dadu	3,750	1,611	16,999	16,948	3,991	8,385	5,700	281
Hyderabad	4,535	16,068	23,166	20,495	5,213	12,022	9,746	450
Thatta	2,648	2,277	11,563	19,676	4,335	6,921	2,167	210
Mirpur Khas	4,367	8,040	13,304	22,673	5,272	11,487	6,358	227
Tharparkar	3,156	7,825	9,208	18,486	4,192	7,615	1,695	251
Sanghar	6,362	4,337	19,822	25,912	6,493	13,270	8,684	319
Karachi City	23,747	27,013	87,216	77,711	16,794	39,761	31,483	2,117
Jacobabad	2,020	1,254	6,872	7,808	1,980	3,766	2,676	128
Larkano	4,471	4,074	20,665	23,615	4,562	11,786	9,231	193
Shikarpur	3,263	6,099	14,865	10,235	2,957	5,654	5,323	268
Khairpur Mirs	8,730	21,074	28,983	36,821	8,250	18,686	14,009	475
Naushero Feroze	6,268	6,137	32,207	23,721	6,026	13,466	10,833	357
Shaheed Benazirabad	4,644	4,597	25,750	20,628	5,024	11,621	9,172	400
Sukkur	4,284	11,398	23,522	13,202	4,241	9,918	9,192	436
Ghotki	2,984	3,500	17,516	21,012	4,336	9,350	6,687	359
Umerkot	2,976	3,008	11,346	15,774	3,490	8,155	4,244	407
Jamshoro	2,122	1,616	8,574	7,519	1,981	3,975	2,607	152
Matiari	2,871	5,457	10,083	12,557	2,797	6,613	5,554	326
Tando Allah Yar	1,973	1,065	9,506	9,467	2,259	4,449	3,829	98
Tando Mohd Khan	1,614	2,487	4,914	7,451	1,588	3,007	1,691	93
Kashmore @ Kandhkot	1,700	1,483	5,352	6,475	1,449	2,980	1,550	160
Kambar @ Shahdadkot	3,505	1,216	8,268	14,211	2,707	5,831	4,136	139
Province Total	**106,547**	**148,005**	**521,731**	**459,256**	**105,122**	**229,069**	**162,320**	**8,528**

Source: SEMIS Census 2010 - 2011

SCHOOLS: Building Facilities Status in District

District Name	Other Ownership	School Building					No. of Class-rooms	No. of Schools having Class Rooms							Total Sch.
		Govt. Ownership			Rental	No Building		0	1	2	3	4	5	>5	
		Satisfactory	Repairable	Dangerous											
Badin	32	909	749	516		953	4,944	953	667	1,140	141	102	72	84	3,159
Dadu	29	330	931	423	6	417	4,719	417	241	1,058	125	99	77	119	2,136
Hyderabad	21	441	465	117	11	25	4,801	29	74	370	154	78	118	257	1,080
Thatta	54	473	1,650	565	17	547	5,508	550	1,222	1,110	183	72	82	87	3,306
Mirpur Khas	49	520	702	353	10	617	4,326	618	356	865	151	86	66	109	2,251
Tharparkar	21	1,194	1,311	309	1	1,316	5,416	1,316	1,262	1,143	220	98	61	52	4,152
Sanghar	24	837	1,015	462	3	1,004	6,243	1,004	450	1,394	129	130	85	153	3,345
Karachi City	226	1,282	1,562	364	121	54	22,549	74	209	364	224	263	993	1,482	3,609
Jacobabad	13	84	593	375	1	495	2,860	495	245	570	66	53	51	81	1,561
Larkano	32	331	677	163	1	147	4,286	147	141	639	85	96	72	171	1,351
Shikarpur	12	179	795	190		204	3,727	205	122	660	107	90	68	128	1,380
Khairpur Mirs	37	1,110	1,661	265	5	601	8,014	601	953	1,308	291	188	106	232	3,679
Naushero Feroze	63	551	1,071	216	11	564	5,590	568	361	984	154	124	86	199	2,476
Shaheed Benazirabad	45	904	1,018	183	8	578	5,441	586	391	1,329	165	60	73	132	2,736
Sukkur	5	317	689	142	4	216	4,236	216	205	450	149	107	70	176	1,373
Ghotki	20	432	733	218		598	3,888	598	177	871	102	95	67	91	2,001
Umerkot	20	783	745	261	2	518	3,865	521	597	925	123	54	47	62	2,329
Jamshoro	24	105	605	129	2	24	2,590	26	94	486	82	72	50	79	889
Matiari	40	278	546	105	1	56	2,808	56	137	495	131	73	45	89	1,026
Tando Allah Yar	25	265	369	97	2	79	2,177	84	115	344	122	69	47	56	837
Tando Mohd Khan	32	320	417	136		151	2,026	153	283	433	73	46	37	31	1,056
Kashmore @ Kandhkot	2	116	533	88		763	1,970	763	147	423	49	47	27	46	1,502
Kambar @ Shahdadkot	19	209	708	464		280	3,800	285	192	870	109	79	47	98	1,680
Province Total	845	11,970	19,545	6,141	206	10,207	115,784	10,265	8,641	18,231	3,135	2,181	2,447	4,014	48,914

Taluka Summary : Number of Schools, Enrolment and Teachers

Taluka	Schools	Enrolment	Teachers
Badin	832	46,883	1,580
Golarchi/S.F.Rao	571	25,367	798
Matli	701	53,025	1,912
Tando Bago	751	40,934	1,185
Talhar	304	19,619	645
Dadu	656	82,096	2,712
Johi	504	41,047	1,078
K N Shah	505	55,339	1,698
Mehar	471	73,052	1,719
Hyderabad	547	50,288	1,568
Hyderabad City	242	60,172	3,685
Latifabad	216	44,376	2,518
Qasimabad	75	14,631	862
Ghorabari	309	11,060	289
Jati	439	16,493	642
Keti Bundar	74	2,330	71
Kharo Chann	58	1,599	49
Mirpur Bithoro	590	28,496	877
Mirpur Sakro	509	25,597	973
Shah Bundar	230	8,844	310
Sujawal	445	26,509	856
Thatta	652	41,735	1,519
Digri	383	23,458	1,114
Kot Ghulam Mohd	439	27,502	984
Mirpur Khas	389	49,747	2,185
Jhuddo	310	19,784	596
Sindhri	489	24,996	610
Hussain Bux Mari	241	15,203	423
Chachro	1,475	88,088	1,960
Diplo	948	34,660	1,128
Mithi	1,083	60,717	1,639
Nagarparkar	646	37,738	742
Jam Nawaz Ali	208	14,694	406
Khipro	727	52,483	1,227
Sanghar	722	52,731	1,971
Shahdadpur	747	61,027	2,337
Sinjhoro	604	43,296	1,656
Tando Adam	337	38,107	1,495
Total Sindh Province	**48,914**	**4,402,993**	**144,610**

Source: SEMIS Census 2010 - 2011

Taluka	Schools	Enrolment	Teachers
Kiamari Town	191	23,212	747
SITE Town	161	29,204	1,035
Baldia Town	104	16,141	612
Orangi Town	169	32,040	956
Lyari Town	259	36,820	1,745
Saddar Town	273	33,390	2,288
Jamshed Town	253	42,189	2,535
Gulshan-e-Iqbal Town	120	20,581	1,131
Shah Faisal Town	138	22,915	1,442
Landhi Town	203	33,852	1,355
Korangi Town	151	44,993	1,291
North Nazimabad Town	119	17,465	1,243
New **Karachi** Town	222	49,671	1,987
Gulberg Town	141	21,815	1,795
Liaquatabad Town	237	44,948	2,795
Malir Town	201	35,656	1,912
Bin Qasim Town	200	22,292	830
Gadap Town	467	40,713	1,338
Garhi Khairo	390	41,766	1,091
Jacobabad	403	53,556	1,617
Thull	768	67,486	2,066
Dokri	225	38,239	1,059
Larkana	420	91,070	3,046
Rato Dero	372	61,141	1,685
Bakrani	334	35,469	1,053
Garhi Yasin	445	34,834	1,184
Khanpur	281	18,663	531
Lakhi	328	31,628	1,016
Shikarpur	326	45,230	1,697
Faiz Ganj	530	32,033	912
Gambat	321	32,649	900
Khairpur Mirs	407	58,015	1,914
Kingri	390	47,578	1,305
Kot Diji	584	48,054	1,414
Mirwah	822	61,122	1,622
Nara	347	19,586	449
Sobhodero	278	32,847	809
Bhirya	424	47,902	1,169
Kandiaro	484	60,755	1,595
Moro	642	58,596	1,692
Naushero Feroz	606	50,776	1,391
Mehrabpur	320	37,944	887

Taluka	Schools	Enrolment	Teachers
Kazi Ahmed	707	47,068	1,393
Nawab Shah	397	44,355	1,574
Sakrand	690	53,821	1,642
Daur	942	61,460	1,565
Pano Akil	585	56,514	1,519
Rohri	404	37,508	1,181
Sukkur	171	48,457	2,176
Salehpat	165	9,518	170
New Sukkur	48	4,563	140
Ghotki	506	70,883	1,436
Mirpur Mathelo	482	43,209	1,247
Ubauro	394	44,975	725
Khan Garh	197	19,025	402
Daharki	422	38,809	742
Samaro	282	14,670	395
Umerkot	1,254	72,997	2,258
Pithoro	343	13,870	429
Kunri	450	25,682	769
Kotri	164	26,876	964
Sehwan	332	30,375	1,051
Thana Bula Khan	208	9,923	317
Manjhand	185	14,700	454
Hala	238	28,877	1,311
Mitiari	463	37,303	1,185
Saeedabad	325	25,168	996
Tando Allah Yar	238	27,356	919
Jhando Mari / Piro Lund	291	21,317	498
Chamber	308	20,618	516
Tando Mohd Khan	302	24,817	1,049
Tando Ghulam Hyder	354	17,331	538
Bulri Shah Karim	400	18,842	599
Kandhkot	352	38,686	1,081
Kashmore	556	35,928	981
Tangwani	594	33,159	989
Kambar	404	47,668	1,102
Miro Khan	194	20,802	415
Shahdadkot	221	26,407	797
Warrah	301	43,549	761
Qubo Saeed Khan	183	10,209	264
Naseerabad	178	29,706	576
Sijawal Junejo	199	17,433	324

Shelterless Schools (District, Gender and Area wise Number of Schools)

	Urban				Rural				Total			
DISTRICT	Boys	Girls	Mixed	Total	Boys	Girls	Mixed	Total	Boys	Girls	Mixed	Total
Badin	1	1	16	18	96	117	722	935	97	118	738	953
Dadu	2	2		4	81	76	256	413	83	78	256	417
Hyderabad	1		1	2	3		20	23	4	-	21	25
Thatta	4	3	7	14	212	131	190	533	216	134	197	547
Mirpur Khas	3	4	6	13	125	96	383	604	128	100	389	617
Tharparkar				-	201	286	829	1,316	201	286	829	1,316
Sanghar		2	6	8	325	122	549	996	325	124	555	1,004
Karachi City	12		9	21	16	8	9	33	28	8	18	54
Jacobabad	9		8	17	159	73	246	478	168	73	254	495
Larkano	2		1	3	35	4	105	144	37	4	106	147
Shikarpur	3	2	5	10	86	25	83	194	89	27	88	204
Khairpur Mirs	12	2	3	17	268	65	251	584	280	67	254	601
Naushero Feroze	2	2	4	8	141	77	338	556	143	79	342	564
Shaheed Benazirabad	2	1	7	10	88	98	382	568	90	99	389	578
Sukkur			3	3	77	47	89	213	77	47	92	216
Ghotki	5	3	1	9	208	58	323	589	213	61	324	598
Umerkot		3	2	5	126	175	212	513	126	178	214	518
Jamshoro				-	2	1	21	24	2	1	21	24
Matiari	1		2	3	10	6	37	53	11	6	39	56
Tando Allah Yar			2	2	4	14	59	77	4	14	61	79
Tando Mohd Khan		1	4	5	37	19	90	146	37	20	94	151
Kashmore		3	4	7	242	99	415	756	242	102	419	763
Kambar - Shahdadkot	6	3	6	15	85	32	148	265	91	35	154	280
Total	65	32	97	194	2,627	1,629	5,757	10,013	2,692	1,661	5,854	10,207

Note : All Level Schools are included

Schools with Affected / Damages Status : District wise

District Name	Schools Affected / Damages with				Number of Schools		
	Flood	Rain	IDP	Multiple of These	Damages	Not Damages	Total Schools
Badin	3	10	107		120	3,039	3,159
Dadu	668	44	199	85	996	1,140	2,136
Hyderabad	7	8	85	7	107	973	1,080
Thatta	621	38	20	17	696	2,610	3,306
Mirpur Khas	6	193			199	2,052	2,251
Tharparkar					0	4,152	4,152
Sanghar		244	4	1	249	3,096	3,345
Karachi City		1	40	1	42	3,567	3,609
Jacobabad	793	126	12	80	1,011	550	1,561
Larkano	35	8	488	10	541	810	1,351
Shikarpur	176	32	128	36	372	1,008	1,380
Khairpur Mirs	38	108	116	22	284	3,395	3,679
Naushero Feroze	50	53	148		251	2,225	2,476
Shaheed Benazirabad	19	5	23	1	48	2,688	2,736
Sukkur	73	38	249	9	369	1,004	1,373
Ghotki	50	175	56	7	288	1,713	2,001
Umerkot		20			20	2,309	2,329
Jamshoro	189	73	103	81	446	443	889
Matiari		4	1		5	1,021	1,026
Tando Allah Yar					0	837	837
Tando Mohd Khan		7	11	2	20	1,036	1,056
Kashmore @ Kandhkot	19	14	14	36	83	1,419	1,502
Kambar @ Shahdadkot	187	5	507	1	700	980	1,680
Province Total	2,934	1,206	2,311	396	6,847	42,067	48,914

Primary level Enrolment of Government and Private Schools

38

District	Public			Private			Grand Total		
	Total	Boys	Girls	Total	Boys	Girls	Total	Boys	Girls
Badin	108,797	65,523	43,274	8,427	5,118	3,309	117,224	70,641	46,583
Dadu	142,659	87,550	55,109	14,670	9,121	5,549	157,329	96,671	60,658
Hyderabad	92,731	49,674	43,057	72,619	40,483	32,136	165,350	90,157	75,193
Thatta	127,356	73,767	53,589	21,739	8,143	13,596	149,095	81,910	67,185
Mirpur Khas	104,384	68,282	36,102	31,159	17,485	13,674	135,543	85,767	49,776
Tharparkar	186,113	103,415	82,698	4,571	1,448	3,123	190,684	104,863	85,821
Sanghar	163,320	103,060	60,260	26,399	15,594	10,805	189,719	118,654	71,065
Karachi City	310,887	145,728	165,159	1,102,093	595,700	506,393	1,412,980	741,428	671,552
Jacobabad	99,806	62,973	36,833	6,505	4,116	2,389	106,311	67,089	39,222
Larkano	144,225	82,487	61,738	6,671	4,253	2,418	150,896	86,740	64,156
Shikarpur	84,960	55,097	29,863	4,999	3,395	1,604	89,959	58,492	31,467
Khairpur	175,084	105,113	69,971	34,984	19,633	15,351	210,068	124,746	85,322
Naushero Feroz	119,722	70,688	49,034	13,790	8,658	5,132	133,512	79,346	54,166
Shaheed Benazirabad	107,261	68,964	38,297	23,357	13,074	10,283	130,618	82,038	48,580
Sukkur	95,915	58,482	37,433	28,843	16,817	12,026	124,758	75,299	49,459
Ghotki	130,039	88,823	41,216	14,732	10,188	4,544	144,771	99,011	45,760
Umerkot	91,996	57,232	34,764	7,587	4,356	3,231	99,583	61,588	37,995
Jamshoro	48,518	28,543	19,975	7,253	4,518	2,735	55,771	33,061	22,710
Matiari	56,074	34,095	21,979	28,257	15,936	12,321	84,331	50,031	34,300
Tando Allah Yar	37,152	23,886	13,266	28,437	16,042	12,395	65,589	39,928	25,661
Tando Mohd Khan	38,252	25,177	13,075	23,970	13,664	10,306	62,222	38,841	23,381
Kashmore @ Kandhkot	68,535	49,383	19,152	5,970	3,876	2,094	74,505	53,259	21,246
Kambar - Shahdadkot	120,016	74,473	45,543	6,464	4,167	2,297	126,480	78,640	47,840
Total	2,653,802	1,582,415	1,071,387	1,523,496	835,785	687,711	4,177,298	2,418,200	1,759,098

Note: Enrolment of Government School includes enrolment from class I to Class V.
Enrolment of Private Schools is projected 5% per year up to year 2010 reported in
Pakistan Statistical Year Book 2002 (Page 395) and include enrolement only from Primary Section.

Students per teacher, school, classroom ratios

District	Badin	Dadu	Hyderabad	Thatta	Mirpur Khas	Tharparkar	Sanghar	Karachi City	Jacobabad	Larkana	Shikarpur	Khairpur Mirs	Naushero Feroze	Nawab Shah	Sukkur	Ghotki	Umerkot	Jamshoro	Mitiari	Tando Allah Yar	Tando Mohd Khan	Kashmore	Kambar
Pupil / Teacher	30	35	20	29	27	40	29	21	34	33	29	36	38	33	30	48	33	29	26	36	28	35	46
Pupil / School	59	118	157	49	71	53	78	157	104	167	94	90	103	76	114	108	55	92	89	83	58	72	117
Pupil / Classroom	38	53	35	30	37	41	42	25	57	53	35	41	46	38	37	56	33	32	33	32	30	55	52

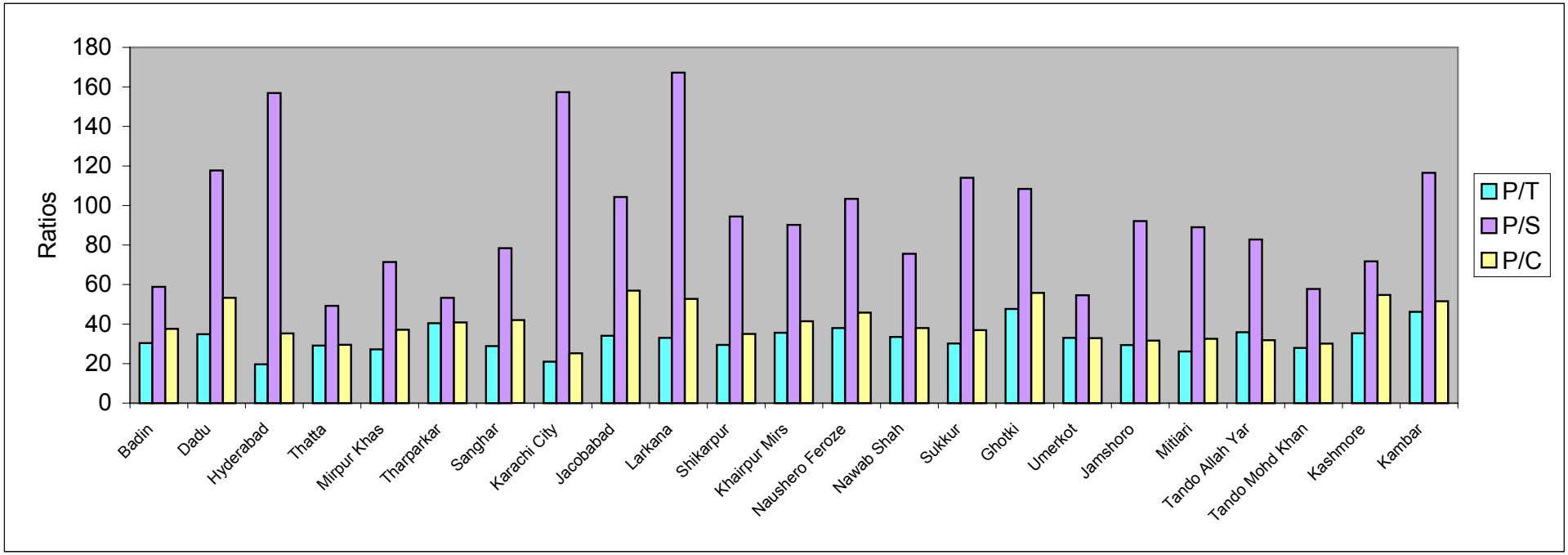

Annexure

Reference Date رفرنس تاریخ
15/Dec/2010

20th Annual School Census 2010-11
SINDH-EMIS - Reform Support Unit
Education & Literacy Department - Government of Sindh

SEMIS Code سیمس کوڈ

1. Union Council یونین کونسل	2. Tappa تپہ	3. Deh دیہہ
4. Taluka/Town تعلقہ/ٹاؤن	5. National Assembly (NA) حلقہ قومی اسمبلی	6. Provincial Assembly (PS) حلقہ صوبائی اسمبلی
7. School Name		Write School Name in Urdu or Sindhi۔ اسکول کا پورا نام اردو یا سندھی میں لکھیں
Address پتہ		
Village/Mohalla گاؤں/محلہ		Phone فون نمبر

8. Information about Head of the School اسکول کے سربراہ کے بارے میں معلومات لکھیں

a. Name نام		b. CNIC کمپیوٹرائزڈ شناختی کارڈ	— —
c. Contact No. (Tele/Mob) رابطہ نمبر (فون/موبائل)		d. Gender صنف	1=Male; مرد 2=Female عورت

Questions سوالات	Responses جوابات	Code کوڈ
9. Did the Flood/Rain/IDPs affect this School? کیا سیلاب/بارش/پناہ گزینوں نے اسکول کو کسی قسم کا نقصان پہنچایا ہے؟	1=Yes; ہاں 2 = No نہیں	
Note: If Question No.9 response code is "1=Yes" then please fill the separate sheet "Damage Assessment Sheet" and then continue. Otherwise skip to Question no 11 نوٹ: اگر سیلاب یا بارش نے اسکول کو کسی قسم کا نقصان پہنچایا ہے تو "1" لکھیں بصورتِ دیگر "2" لکھیں، "1" لکھنے کی صورت میں پہلے اضافی شیٹ کو پُر کریں اور بقیہ فارم مکمل کریں، بصورت دیگر سوال نمبر 11 سے جاری رکھیں۔		
10. Is School Accessible ? کیا اسکول تک رسائی ممکن ہے؟	1=Yes; ہاں 2 = No نہیں	

Questions سوالات	Responses جوابات	Code کوڈ
11. Location محل وقوع	1=Urban; شہری 2=Rural دیہی	
12. Status حیثیت/رتبہ	1=Functional; فعال 2=Closed بند	
12.a. If School is closed, write the month & year of closure اگر اسکول بند ہے تو اسکے بند ہونے کا مہینہ اور سال لکھیں۔		
12b. If School is Closed, mention its reason اگر اسکول بند ہے تو دی گئی وجوہات میں سے نشاندہی کریں۔		
12b(i). Non availability of Teacher ٹیچر کی غیر موجودگی	1=Yes; ہاں 2 = No نہیں	
12b(ii). No Population/No Enrollment غیر آباد/انرولمنٹ کا نہ ہونا۔	1=Yes; ہاں 2 = No نہیں	
12b(iii). Merged or shifted اسکول ضم یا منتقل کیا گیا۔	1=Yes; ہاں 2 = No نہیں	
12b(iv). School cease to function long time ago and no record available for this school (Not in existence). اسکول نے بہت عرصے پہلے کام کرنا بند کیا اور کوئی ریکارڈ موجود نہیں۔	1=Yes; ہاں 2 = No نہیں	
12b(v). School still inundated by flood اسکول کی عمارت اب بھی پانی میں ڈوبی ہوئی ہے۔	1=Yes; ہاں 2 = No نہیں	
12b(vi). School still being used for IDPs اسکول اب بھی پناہ گزینوں کے زیر استعمال ہے۔	1=Yes; ہاں 2 = No نہیں	
12b(vii). Due to Law and order situation اسکول امن وامان کی خراب صورت حال کی وجہ سے بند ہے۔	1=Yes; ہاں 2 = No نہیں	
13. Level درجہ	1=Primary; پرائمری 2=Middle; مڈل 3=Elementary; ایلیمنٹری 4=Secondary; سیکنڈری 5=Higher Secondary اعلیٰ ثانوی	
14. Does this school has Scheduled New Expenditure (SNE) کیا اس اسکول کی (SNE) ہے	1=Yes; ہاں 2 = No نہیں	
15. School Administration اسکول کی انتظامیہ	1=ADO Male; 2=ADO Female; 3=DO Elementary; 4=DO Secondary; 5=DO Local Bodies	
16. Gender (Sex) صنف	1=Boys School; لڑکوں کا اسکول 2=Girls School; لڑکیوں کا اسکول 3=Mixed School مخلوط اسکول	
17. Medium [Multi Tick Allowed] ذریعہ تعلیم (مختلف ٹک کی اجازت ہے)	1=Urdu; اردو ☐ 2=Sindhi; سندھی ☐ 3=English انگریزی ☐	
18. Shift شفٹ	1 = Morning; صبح 2 = Afternoon دوپہر	
19. Is this a Branch School ? کیا یہ دوسرے اسکول کی برانچ ہے؟	1=Yes; ہاں 2 = No نہیں	
If Q#19 Response is "Yes", write SEMIS Code and name of Main School اگر سوال نمبر 19 کا جواب ہاں ہے، تو اصل اسکول کا سیمس کوڈ اور اسکول کا نام لکھیے	SEMIS Code سیمس کوڈ / Name of Main School اصل اسکول کا نام	
20. Year of establishment of School اسکول قائم ہونے کا سال		

21. Building عمارت سے متعلق

a. Schools building is اسکول کی عمارت:	1=Govt. School Building; سرکاری عمارت ہے 2=Other Govt. School Building (Shared); دوسرے سرکاری اسکول کی عمارت میں قائم ہے (شراکت) 3=Rented; کرائے پر لی ہوئی ہے 4=Other Building; کوئی دوسری عمارت ہے 5=No Building کوئی عمارت نہیں ہے	
b. if Q#21a. response is "2=Other Government School Building (Shared)", then write the SEMIS code of the school that owns the building اگر سوال نمبر 21a کا جواب دوسرے اسکول کی عمارت کے ساتھ شراکت میں ہے تو پھر اس اسکول کا سیمس کوڈ لکھیں جسکی ملکیت یہ عمارت ہے		
c. if Q#21a. response is "5=No building", then school is placed	1=Under tree; درخت کے نیچے چلتا ہے 2=Under Chapra; چھپر میں چلتا ہے 3=Hut جھونپڑی کے اندر چلتا ہے	
d. If Q#21a response is not "5= No Building" then fill the following details of Q# 21d(i), d(ii), d(iii) and d (iv) اگر سوال 21a کا جواب "5" نہیں ہے تو پھر سوال d(iii), d(ii), 21d(i) اور d(iv) کو پُر کریں۔		
d(i). Year of Construction of building عمارت کی تعمیر کا سال		
d(ii). Construction type of building عمارت کی تعمیر کی قسم	1= Pakka; پکی ہے 2= Kacha; کچی ہے 3= Mixed کچی پکی ہے	
d(iii). Condition of the building عمارت کی حالت کیسی ہے بتائیں؟	1=Satisfactory; اطمینان بخش 2=Needs Repair; مرمت کی ضرورت ہے 3=Dangerous خطرناک ہے	
d(iv). Number of rooms need repairing کمروں کی حالت کے لحاظ سے مکمل تعداد لکھیں۔		

Kinds of Rooms	Total ٹوٹل	Condition of Rooms کمروں کی حالت: Needs Major Repair زیادہ مرمت کی ضرورت	Needs Minor Repair معمولی مرمت کی ضرورت	Satisfactory اطمینان بخش
Class Rooms تدریسی کمرے				
Halls ہال				
Auditorium آڈیٹوریم				
Labs تجربہ گاہ				
Library کتب خانہ/لائبریری				
Staff Rooms عملے کے کمرے				
Head Teacher Room اسکول کے سربراہ کا کمرا				

d(v). Is there BOUNDARY WALL around the school کیا اسکول کے گرد چار دیواری ہے؟	1=Yes; ہاں	2=No نہیں	
If Q#21d(v) response is "YES", then mention its condition اگر سوال نمبر 21d(v) کا جواب ہاں ہے، تو اس کی حالت بتائیں	1=Satisfactory; اطمینان بخش	2=Needs Repair; مرمت کی ضرورت ہے	3=Dangerous خطرناک ہے
21e. Are there TOILETS available کیا وہاں بیت الخلاء موجود ہیں؟	1=Yes; ہاں	2=No نہیں	
If Q#21e response is "YES", then write number of toilets: اگر سوال نمبر 21e کا جواب ہاں ہے، تو بیت الخلاء کی تعداد لکھیں	No. of Functional قابل استعمال کی تعداد		No. of Non Functional ناقابل استعمال کی تعداد
21f. Is there DRINKING WATER available کیا وہاں پینے کا پانی مہیا ہے؟	1=Yes; ہاں	2=No نہیں	
If Q#21f response is "YES", then what source [Multi Tick Allowed] اگر سوال نمبر 21f کا جواب ہاں ہے تو اس کا ذریعہ کیا ہے؟ (ٹک کی اجازت ہے)	Piped Water; پانی کی سپلائی لائن ☐	Well; کنواں ☐	Hand Pump; ہینڈ پمپ ☐ Electric Pump; بجلی پمپ ☐ Other دیگر ☐
21g. Is there ELECTRICITY available کیا وہاں بجلی مہیا ہے؟	1=Yes; ہاں	2=No نہیں	
If Q#21g response is "1=Yes", then what source اگر سوال نمبر 21g کا جواب ہاں ہے، تو اس کا ذریعہ کیا ہے؟	1=Through Meter; میٹر کے ذریعہ ہے	2=Without Meter بغیر میٹر کے	
If it is through Meter then Write Meter # اگر میٹر کے ذریعہ ہے تو میٹر نمبر لکھیں	Meter No. میٹر نمبر	Amount due up to 30th November, 2010 30 نومبر تک بجلی کے واجب الادا رقم لکھیں۔	

Head of the School/Data Provider (if Head of the School is not available/not posted)
اسکول کا سربراہ/معلومات فراہم کرنے والا (اگر اسکول کا سربراہ موجود نہ ہو یا پوسٹڈ نہ ہو)

Signature with stamp دستخط بمعہ مہر	
Name نام	
CNIC No. کمپیوٹرائزڈ شناختی کارڈ نمبر	— —
Designation عہدہ	1=HM/HT; 2=Teacher; 3=SPE
Contact No. رابطہ نمبر	

ADO/DDO/DO (Education) اسسٹنٹ ڈسٹرکٹ آفیسر/ڈپٹی ڈسٹرکٹ آفیسر/ڈسٹرکٹ آفیسر (تعلیم)

Signature with stamp دستخط بمعہ مہر	
Name نام	
CNIC No. کمپیوٹرائزڈ شناختی کارڈ نمبر	— —
Contact No. رابطہ نمبر	

In case you want to share more information or clarify given information then please contact Sindh-EMIS Office, Reform Support Unit; Contacts: 021-32765769, 021-32775771, Email Address: **feedbackrsu@gmail.com**

اگر آپ مزید معلومات حاصل کرنا یا دی گئی معلومات کی وضاحت چاہیں تو برائے مہربانی رابطہ کریں، (SEMIS)
رابطہ نمبر 021-32765769, 021-32775771

22. Enrollment انرولمنٹ

22A. Elementary Enrollment ایلیمنٹری انرولمنٹ

Class جماعت	Unadmit	Kachi	i	ii	iii	iv	v	vi	vii	viii	Total کل
Boys لڑکے											
Girls لڑکیاں											

22B. Secondary Enrollment سیکنڈری انرولمنٹ

Class جماعت	نویں ix					دسویں x					Total کل
Group گروپ	Arts/ General	Science		Commerce	Other	Arts/General	Science		Commerce	Other	
		Computer	Biology				Computer	Biology			
Boys لڑکے											
Girls لڑکیاں											

22C. Higher Secondary Enrollment ہائر سیکنڈری انرولمنٹ

Class جماعت	گیارہویں xi						بارہویں xii						Total کل
Group گروپ	Arts/ General	Science			Commerce	Other	Arts/ General	Science			Commerce	Other	
		Computer	Medical	Engineering				Computer	Medical	Engineering			
Boys لڑکے													
Girls لڑکیاں													

23. Repeaters دہرانے والے

Class جماعت	i پہلی	ii دوسری	iii تیسری	iv چوتھی	v پانچویں	vi چھٹی	vii ساتویں	viii آٹھویں	ix نویں	x دسویں	xi گیارہویں	xii بارہویں	Total کل
Boys لڑکے													
Girls لڑکیاں													

24. Total Number of Working Teachers کام کرنے والے ٹیچرز کی کل تعداد لکھیں۔

Gender صنف	Govt. سرکاری	Non Govt: غیر سرکاری	Total کل
Male مرد			
Female عورت			

25. Total Number of Non-teaching staff غیر تدریسی عملے کی کل تعداد لکھیں۔

Gender صنف	Non-teaching staff غیر تدریسی عملہ
Male مرد	
Female عورت	

26. Write Total No. of facilities available in School اسکول میں مہیا شدہ کل سہولیات کی تعداد

Items آئیٹم	Working قابل استعمال	Repairable قابل مرمت
a. Black Board تختہ سیاہ		
b. Student Chairs طلبہ کی کرسی		
c. Student Desks طلبہ کی میزیں		
d. Student Benches طلبہ کی بینچیں		
e. Teacher Chairs اساتذہ کی کرسیاں		
f. Teacher Tables اساتذہ کی میزیں		
g. Electric Fans بجلی کے پنکھے		
h. Almirah الماریاں		
i. Computers کمپیوٹرز		

27. Which of the following facilities are available in School نیچے دی گئی سہولیات میں سے کونسی اشیاء اسکول میں موجود ہیں

Questions سوالات	Responses جوابات	Code کوڈ
a. Computer Lab کمپیوٹر لیبارٹری	1=Yes; ہاں 2=No نہیں	
b. Physics Lab طبعیات کی تجربہ گاہ	1=Yes; ہاں 2=No نہیں	
c. Chemistry Lab کیمیائی تجربہ گاہ	1=Yes; ہاں 2=No نہیں	
d. Biology Lab حیاتیاتی تجربہ گاہ	1=Yes; ہاں 2=No نہیں	
e. Home Economics Lab ہوم اکنامکس لیبارٹری	1=Yes; ہاں 2=No نہیں	
f. Library کتب خانہ	1=Yes; ہاں 2=No نہیں	
g. Play Ground کھیل کا میدان	1=Yes; ہاں 2=No نہیں	

28. School Management Committee (SMC) اسکول کی انتظامی کمیٹی کے بارے میں

Questions سوالات	Responses جوابات	Code کوڈ
a. Is SMC Functional? کیا انتظامی کمیٹی فعال ہے بتائیں؟	1=Yes; ہاں 2=No نہیں	
b. Received "Guidelines for School Management Committee"? کیا آپ نے انتظامی کمیٹی سے متعلق گائیڈ لائن برائے اسکول وصول کی ہے؟	1=Yes; ہاں 2=No نہیں	
c. A/C Title بینک میں اکاؤنٹ کا نام بتائیں		
d. A/C No: اکاؤنٹ نمبر بتائیں		
e. Bank Name بینک کا نام لکھیں		
f. Name of Bank Branch (Bank Code) بینک برانچ کا نام لکھیں (بینک کا کوڈ)		
g. SMC bank account balance as of first day (1st April 2010) of 2010-11 academic year انتظامی کمیٹی کے بینک اکاؤنٹ میں یکم اپریل 2010 تک برائے سال 2010-11 کے تعلیمی سال کے لئے موجود رقم بتائیں	Amount: رقم	
h. SMC bank account balance as of 15/12/2010 SMC کے اکاؤنٹ میں 15، دسمبر 2010 تک موجود رقم لکھیں	Amount: رقم	
i. Total Expenditures from the SMC account in this academic year (2010-11) as of 15/12/2010 15/12/2010 تک سال 2010-11 کے تعلیمی سال کا SMC اکاؤنٹ کے اخراجات لکھیں۔	Amount: رقم	

29. Free Text Books مفت درسی کتب کے بارے میں

Questions سوالات	Responses جوابات	Code کوڈ
a. Did the school receive free textbooks in academic year 2010-11? کیا اسکول نے تعلیمی سال 2010-11 میں مفت درسی کتب حاصل کیں	1=Yes; ہاں 2=No نہیں	
If Q#29a is filled as "1=Yes" then Fill the following اگر 29a. کا جواب ہاں ہے تو مندرجہ ذیل سوالات کے جوابات دیں۔		
b. When did the school receive textbooks for academic year 2010-11? اسکول نے کب مفت درسی کتب برائے سال 2010-11 وصول کیں؟ مہینہ اور سال لکھیں۔	Month مہینہ ____ Year سال ____	
c. Textbooks received in full, according to medium and enrollment (If 1=yes, then skip to "29f") کیا درسی کتب پوری ملیں بمطابق طالبعلموں کی تعداد یا ذریعہ تعلیم کے، اگر ہاں تو 1 لکھیں اور سوال نمبر 29f. کا جواب دیں۔	1=Yes; ہاں 2=No نہیں	
d. Some books missing in sets کیا کچھ کتابیں غائب پائی گئیں؟	1=Yes; ہاں 2=No نہیں	
e. Some full sets missing کیا کچھ کتابوں کے پورے سیٹ غائب تھے؟	1=Yes; ہاں 2=No نہیں	
f. Surplus sets were received ضرورت سے زیادہ سیٹ ملے۔	1=Yes; ہاں 2=No نہیں	
g. Medium changed کتابوں کا ذریعہ تعلیم تبدیل شدہ تھا؟	1=Yes; ہاں 2=No نہیں	

SEMIS Code سیمس کوڈ

School Name: اسکول کا نام

District: ضلع | Taluka/Town: تعلقہ/ٹاؤن | UC: یونین کونسل

Supervisor Name: سپروائزر کا نام

30. Teachers (Write details of teachers who are working in this school) اساتذہ (جو اساتذہ اسکول میں کام کرتے ہیں اُن کی تفصیل لکھیں۔)

S. No. نمبر شمار	Full Name and CNIC Number پورا نام اور کمپیوٹرائزڈ شناختی کارڈ نمبر	Gender صنف 1=Male 2=Female 1=مرد 2=عورت	Personnel Number from AG office پرسونیل نمبر اے جی آفس	Date of Birth تاریخ پیدائش DD دن	MM مہینہ	YY سال	Place of Domicile ڈومیسائل کی جگہ	Desig. Code عہدہ کا کوڈ	BPS بی پی ایس	Date of Entry in this Government Service اس سرکاری نوکری میں شامل ہونے کی تاریخ DD دن	MM مہینہ	YY سال	Date of Joining Current Post موجودہ پوسٹ میں شامل ہونے کی تاریخ DD دن	MM مہینہ	YY سال	Code for Type of Post عہدے کی قسم کا کوڈ	Highest Academic Qualification Code زیادہ سے زیادہ تعلیمی سند کا کوڈ	Professional Trainings Code پیشہ ور تربیت کا کوڈ	On Detailment ڈیٹیلمنٹ پر	No. of In-Service Trainings (Jan 2010-Dec 2010) نوکری کے دوران تربیت کی تعداد لکھیں (جنوری 2010-دسمبر 2010)	Type of In-Service Training (See Codes) نوکری کے دوران تربیت کی قسم (کوڈز ملاحظہ فرمائیں)	In-Service Training Duration (See Codes) نوکری کے دوران تربیت کا دورانیہ (کوڈز ملاحظہ فرمائیں)	Training Funding Agency (See Codes) تربیت دینے والا ادارہ (کوڈز ملاحظہ فرمائیں)
1	2	3	4	5			6	7	8	9			10			11	12	13	14	15	16	17	18
1	- - - - - - - - - - - - - - -																						
2	- - - - - - - - - - - - - - -																						
3	- - - - - - - - - - - - - - -																						
4	- - - - - - - - - - - - - - -																						
5	- - - - - - - - - - - - - - -																						
6	- - - - - - - - - - - - - - -																						
7	- - - - - - - - - - - - - - -																						
8	- - - - - - - - - - - - - - -																						
9	- - - - - - - - - - - - - - -																						
10	- - - - - - - - - - - - - - -																						
11	- - - - - - - - - - - - - - -																						
12	- - - - - - - - - - - - - - -																						
13	- - - - - - - - - - - - - - -																						
14	- - - - - - - - - - - - - - -																						

This portion is to be filled for TEACHING STAFF Only. For Details of Code See Code List, Do not include teachers who are gone to other school on detailment. Do not write Desig. Code, BPS for teacher who are not govt teachers

یہ حصہ صرف اساتذہ عملہ کے لئے پُر کیا جائے۔ کوڈ کی تفصیلات کے لئے کوڈ لسٹ ملاحظہ فرمائیں۔ ان اساتذہ کے بارے میں نہ لکھیں جو دوسرے اسکولوں میں ڈیٹیلمنٹ کے لئے گئے ہوئے ہیں۔ جو سرکاری اساتذہ نہیں ہیں اُن کے بارے میں عہدہ، کوڈ، بی پی ایس، داخل ہونے کی تاریخ اور شامل ہونے کی تاریخ نہ لکھیں۔

31. Construction Works تعمیراتی کاموں کے بارے میں

Questions سوالات	Responses جوابات			Code کوڈ
a. Received construction works in the past academic year (2009-10)? کیا تعلیمی سال (2009-10) میں کچھ تعمیراتی کام ہوا؟	1=Yes ہاں	2=No نہیں		
If Q#31a is filled as "1=Yes" then fill the following اگر سوال 31a. کا جواب ہاں ہے تو مندرجہ ذیل کے جوابات بھی لکھیں۔				
b. What kind of works were received? [Multi Tick Allowed] کس قسم کا کام ہوا؟ (متعدد جوابات کی اجازت ہے)	Construction of shelterless school ☐	Toilets ☐	Boundary Wall ☐	
	Electricity ☐	Reconstruction of dangerous building ☐	Additional Classroom(s) ☐	
	Structural Repair ☐	Water Source ☐	Other ☐	
c. Were construction works completed? کیا تعمیراتی کام مکمل ہو گیا تھا؟	1=Yes; ہاں	2=No نہیں		
d. If yes, when were construction works completed? اگر مکمل ہو گیا تھا تو کب؟ مہینہ اور سال لکھیں۔	Month مہینہ		Year سال	
e. Were all construction works fully completed? کیا تمام تعمیراتی کام مکمل ہو گیا تھا؟	1=Yes; ہاں	2=No نہیں		

32. Girls Stipends (Answer only if school has girls enrollment from class 6-10) لڑکیوں کے وظائف (صرف اس صورت میں جواب دیں کہ اسکول کلاس 6 سے 10 تک کی لڑکیوں کے داخلے رکھتا ہے)

Questions سوالات	Responses جوابات		Code کوڈ
a. Was Stipend received in last academic Year 2009-10? کیا پچھلے تعلیمی سال 2009-10 میں وظائف مہیا کئے گئے؟	1=Yes; ہاں	2=No نہیں	
If Q# 32a. is "Yes" then fill the details of stipends. اگر سوال نمبر 32a. کا جواب ہاں ہے تو وظائف کی تفصیلات تحریر کریں۔			

Last Academic Year (2009-10) پچھلا تعلیمی سال (2009-10)

Class جماعت	vi چھٹی	vii ساتویں	viii آٹھویں	ix نویں	x دسویں	Total کل
b. Total no. of students who received Stipend وظائف حاصل کرنے والی طالبات کی کل تعداد						

c. If students received stipend, when was stipend received? اگر طالبات نے وظائف حاصل کئے تو وظائف کب حاصل ہوئے؟	Month مہینہ		Year سال	

Current Academic Year (2010-11) موجودہ تعلیمی سال (2010-11)

33a. Total eligible students (girls in 6-10) کل مستحق طالبات (لڑکیاں 6 سے 10 جماعتوں کی)			
33b. Did you submit the Student Attendance Pro Forma or SAP form? کیا آپ نے طالبعلموں کی حاضری کا گوشوارہ یا SAP فارم جمع کرایا؟	1=Yes; ہاں	2=No نہیں	

Codes for Q No. 30 (Page # 3)

Instructions sheet for coding scheme

Write School Name in the box provided	دیئے گئے خانے میں اسکول کا نام لکھیں
Write SEMIS Code in the box provided	دیئے گئے خانے میں سیمس کوڈ لکھیں
Column 2: Write clearly Full Name of staff members with their CNIC Numbers, If CNIC is not available then write old NIC and indicate with a "X" in the S# Column. (Column 1).	اسٹاف ممبران کے مکمل نام اور کمپیوٹر شناختی کارڈ نمبر صاف ستھرے انداز میں لکھیں، اگر نیا شناختی کارڈ نمبر نہ ہو تو پرانا شناختی کارڈ نمبر لکھیں اور "X" لگا کر S# کالم میں نشاندہی کریں۔
Column 3: Write 1 for male, 2 for female	مرد کے لئے 1 اور خاتون کے لئے 2 لکھیں۔
Column 4: Write Personnel Number from Accountant General (AG) office	اکاؤنٹنٹ جنرل آفس کا پرسونیل نمبر لکھیں
Column 5: Write date of birth in dd/mm/yy format.	تاریخ پیدائش لکھیں۔ سال/مہینہ/تاریخ کے طریقے سے
Column 6: Write Place of domicile	ڈومیسائل کی جگہ لکھیں۔
Column 7: Write a designation code from the given list	دی گئی فہرست سے عہدے کا کوڈ لکھیں
Column 8: Write Basic Pay Scale e.g. 12, 17 etc	بنیادی تنخواہ کا اسکیل لکھیں مثلاً 12, 17 وغیرہ
Column 9: Write the Date on which first government job was joined	اس سرکاری نوکری میں داخل ہونے کی تاریخ
Column 10: Write the Date on which current job was joined	وہ تاریخ لکھیں جب آپ اپنی موجودہ پوسٹ سے منسلک ہوئے
Column 11: Write the code of type of post from the table	عہدے کی قسم کا کوڈ ٹیبل میں سے دیکھ کر لکھیں
Column 12: Write highest level of qualification codes from the table given	سب سے اعلیٰ تعلیمی سند کے کوڈ ٹیبل میں سے دیکھ کر لکھیں
Column 13: Write highest Professional Training Codes from the table given	سب سے اعلیٰ ٹریننگ کے کوڈ ٹیبل میں سے دیکھ کر لکھیں
Column 14: Write 1 if Teacher is working on Detailment in this schools, in case of regular teachers write 2	اگر استاد اس اسکول میں ڈیٹلمنٹ پر ہے تو "1" لکھیں، اگر نہیں ہے تو "2" لکھیں
Column 15: Write number of in-service trainings received in calendar year (Jan 2010 - Dec 2010)	کل دوران سروس ٹریننگ کی تعداد لکھیں۔
Column 16: Write type of In-service training. To mention more than one training separate codes with comma (,).	نوکری کے دوران کس قسم کی تربیت ہوئی، کوڈ دیکھ کر لکھیں، ایک سے زیادہ تربیت کو سادہ کر لکھیں۔
Column 17: Write In-service Training duration in days. To mention more than one training separate codes with comma (,).	نوکری کے دوران تربیت کا دورانیہ دنوں میں لکھیں
Column 18: Who is the funding agency. To mention more than one Training Agency separate codes with comma (,).	تربیت دینے والے ادارہ کا کوڈ لکھیں، ایک سے زیادہ تربیت کو سادہ کر لکھیں۔

Designation Code (Column 7) عہدے کا کوڈ (کالم 7)

1	PST
2	JST
3	HST
4	SS
5	SLT
6	OT
7	JPTI
8	WIT
9	HM
10	Other

Type of Post (Column 11) عہدے کی قسم (کالم 11)

1	Government (Regular)
2	Government (Contract)
3	SMC
4	NCHD
5	ESRA/USAid
6	UNICEF
7	Other Donor
8	Volunteer

Codes for highest level of Professional Training (Column 13) اعلیٰ درجہ کی پیشہ ور تربیت کے کوڈ (کالم 13)

1	PTC
2	CT
3	B.Ed
4	M.Ed
5	Other
6	Untrained

Codes for Highest level Academic Qualification (Column 12) تعلیمی اسناد کے کوڈ (کالم 12)

	Qualification	Codes
Doctorate	Ph.D	101
	M.Phil	102
Post Graduate پوسٹ گریجویٹ	MA	201
	M.Sc	202
	M.Com	203
	MCS	204
	MS	205
	MBA	206
	Other	207
Graduate گریجویٹ	B.A	301
	B.Sc	302
	B.Com	303
	BCS	304
	BBA	305
	LLB	306
	B.E	307
	B.Tech	308
	Other	309
Under Graduate انڈر گریجویٹ	Inter (Arts)	401
	Inter (Science)	402
	Inter (Commerce)	403
	DAE	404
	Other	405
Matric میٹرک	Matric (Arts)	501
	Matric (Science)	502
	Matric (Commerce)	503
	Matric (Technical)	504
	Other	505
Under Matric انڈر میٹرک	Middle	601
	Primary Level Certificate	602
	Other	603

Type of In-Service Training (Column 16)

1	Subject Based
2	Pedagogy
3	SMC
4	Any Other

In-Service Training Duration (Column 17)

1	Three Days
2	One Week
3	Two Weeks
4	More than two weeks

In-Service Training Funding Agency (Column 18)

1	Provincial Edu. Dept
2	AEPAM
3	UNICEF
4	UNESCO
5	Pre-STEP
6	USAID / Ed-Links
7	NGO
8	ESRA
9	European Union (EU)
10	AKU-IED
11	Other

SEMIS Code سیمس کوڈ

20th Annual School Census 2010-11
SINDH-EMIS - Reform Support Unit
Education & Literacy Department - Government of Sindh
Damages Assessment Sheet only for Flood/Rain/IDP affected schools

This questionnaire must be filled for only those schools that are affected from flood/heavy rain/IDPs

Questions سوالات	Responses جوابات	Code کوڈ
1. What has affected this schools? کس چیز سے اسکول متاثر ہوا؟ (مختلف بکس پر ٹک کر سکتے ہیں) [Multi Tick Allowed]	Flood سیلاب ☐ Rain بارش ☐ IDP پناہ گزین/متاثرین ☐	
2. What alternate facility is available for your school? آپ کے اسکول کے لئے کوئی اور متبادل سہولت موجود ہے؟	1=Tents; 2=Rented Building; 3=Second shift schooling in nearby school; 4=Other; (specify _____) 5=No Alternate Arrangement	
3. Status حیثیت	1=Functional; فعال 2=Closed بند	
4 If school was closed due to flood then mention the duration of closure in days اگر اسکول سیلاب کی وجہ سے بند ہے تو یہ لکھیں کہ اسکول کتنے دنوں سے بند ہے۔		
5. Was there School building before the flood کیا سیلاب سے پہلے اسکول کی بلڈنگ موجود تھی	1=Yes; ہاں 2 = No نہیں	
6. School still inundated by flood اسکول سیلاب کے پانی میں ابھی بھی ڈوبا ہوا ہے۔	1=Yes; ہاں 2 = No نہیں	
7. School still being used for IDPs اسکول ابھی بھی پناہ گزینوں کے زیر استعمال ہے۔	1=Yes; ہاں 2 = No نہیں	
8. Is School Accessible ? کیا اسکول تک پہنچا جا سکتا ہے؟	1=Yes; ہاں 2 = No نہیں	

9. Damage Assessment نقصان کا اندازہ:

9.1 Damage to Building عمارت کو ہونے والا نقصان

(a). Building (Overall Structure)	اسکول کا ڈھانچہ	1= Completely Damaged; مکمل تباہ	2= Partially Damaged; جزوی تباہ	3=Not Damaged; تباہ نہیں	4=Not Applicable غیر لاگو
(b). Classrooms	کلاس روم	1= Completely Damaged; مکمل تباہ	2= Partially Damaged; جزوی تباہ	3=Not Damaged; تباہ نہیں	4=Not Applicable غیر لاگو
(c). Boundary wall	چار دیواری	1= Completely Damaged; مکمل تباہ	2= Partially Damaged; جزوی تباہ	3=Not Damaged; تباہ نہیں	4=Not Applicable غیر لاگو
(d). Toilets	ٹوائلیٹ	1= Completely Damaged; مکمل تباہ	2= Partially Damaged; جزوی تباہ	3=Not Damaged; تباہ نہیں	4=Not Applicable غیر لاگو
(e). Laboratory	لیبارٹری	1= Completely Damaged; مکمل تباہ	2= Partially Damaged; جزوی تباہ	3=Not Damaged; تباہ نہیں	4=Not Applicable غیر لاگو
(f). Library	لائبریری	1= Completely Damaged; مکمل تباہ	2= Partially Damaged; جزوی تباہ	3=Not Damaged; تباہ نہیں	4=Not Applicable غیر لاگو

9.2 Other Damages دیگر نقصانات

(a). Teacher Furniture	ٹیچرز کا فرنیچرز	1=All Damaged; سارے تباہ	2=Some Damaged; کئی تباہ	3= Not Damaged; تباہ نہیں	4=Not Applicable غیر لاگو
(b). Student Furniture	طالبعلموں کا فرنیچرز	1=All Damaged; سارے تباہ	2=Some Damaged; کئی تباہ	3= Not Damaged; تباہ نہیں	4=Not Applicable غیر لاگو
(c). Blackboards	تختہ سیاہ	1=All Damaged; سارے تباہ	2=Some Damaged; کئی تباہ	3= Not Damaged; تباہ نہیں	4=Not Applicable غیر لاگو
(d). Attendance Register for students	طالبعلموں کی حاضری کا رجسٹر	1=Damaged; تباہ	2=Not Damaged تباہ نہیں		
(e). General Register	جنرل رجسٹر	1=Damaged; تباہ	2=Not Damaged تباہ نہیں		
(f). Attendance Register for teachers (Muster Roll)	ٹیچرز کی حاضری کا رجسٹر (مسٹر رول)	1=Damaged; تباہ	2=Not Damaged; تباہ نہیں	3= Does not Apply غیر لاگو	
(g). Free Text Books	مفت درسی کتب	1=All Damaged; سارے تباہ	2=Some Damaged; کئی تباہ	3= Not Damaged; تباہ نہیں	4=Not Applicable غیر لاگو
(h). If "Q# 9.2(g) Free Text Books" response is "1=All Damaged" or "2=Some Damaged" then has the school received replacements from the Government for damaged textbooks? اگر سوال نمبر 9.2(g) کا جواب 1= سارے تباہ ہے یا 2= کئی تباہ ہے تو کیا اسکول کو متبادل کتب فراہم کی گئی ہیں تا کہ تباہ شدہ کتابیں تبدیل کی جا سکیں؟		1=Replacement of All Damaged Textbooks; تمام تباہ شدہ کتابوں کی تبدیلی 2=Replacement of Some Damaged Textbooks; کئی تباہ شدہ کتابوں کی تبدیلی 3=No Replacement کوئی تبدیلی نہیں			
(i). Other (Spacify_____)	دیگر کوئی نقصان ہوا ہو تو لکھیں۔	1=Damaged; تباہ	2=Not Damaged تباہ نہیں		

10. Attendance حاضری

Please note that here we are not asking about registered enrollment. We are asking about number of children attending this school only

نیچے دیئے گئے خانوں میں آپ سے رجسٹرڈ انرولمنٹ کے بارے میں نہیں پوچھا جا رہا ہے، آپ سے اسکول آنے والے بچوں کی حاضری پوچھی جا رہی ہے۔

Student Attendance طالبعلم کی حاضری	Boys لڑکے	Girls لڑکیاں
Before Flood (30th Apr 2010) سیلاب سے پہلے (30 اپریل 2010)		
After Flood (15th Dec 2010) سیلاب کے بعد (15 دسمبر 2010)		

Teacher Attendance ٹیچرز کی حاضری	Male مرد	Female عورت
Before Flood (30th Apr 2010) سیلاب سے پہلے (30 اپریل 2010)		
After Flood (15th Dec 2010) سیلاب کے بعد (15 دسمبر 2010)		

Head of the School/Data Provider (if Head of the School is not available/not posted) اسکول کا سربراہ/معلومات فراہم کرنے والا (اگر اسکول کا سربراہ موجود نہ ہو یا پوسٹڈ نہ ہو)

Signature with stamp دستخط بمعہ مہر	
Name نام	
CNIC No. کمپیوٹرائزڈ شناختی کارڈ نمبر	
Contact No. رابطہ نمبر	

ADO/DDO/DO (Education) اسسٹنٹ ڈسٹرکٹ آفیسر/ڈپٹی ڈسٹرکٹ آفیسر/ڈسٹرکٹ آفیسر (تعلیم)

Signature with stamp دستخط بمعہ مہر	
Name نام	
CNIC No. کمپیوٹرائزڈ شناختی کارڈ نمبر	
Contact No. رابطہ نمبر	

In case you want to share more information or clarify given information then please contact
Sindh-EMIS Office, Reform Support Unit; Contacts:021-32765769, 021-32775771
Email Address: feedbackrsu@gmail.com

اگر آپ مزید معلومات حاصل کرنا یا دی گئی معلومات کی وضاحت چاہیں تو برائے مہربانی رابطہ کریں، (SEMIS)
رابطہ نمبر 021-32765769, 021-32775771

Reference Date ريفرنس تاريخ
15/Dec/2010

20th Annual School Census 2010-11
SINDH-EMIS - Reform Support Unit
Education & Literacy Department - Government of Sindh

SEMIS Code سيمس ڪوڊ

1. Union Council يونين ڪائونسل	2. Tappa ٽپو	3. Deh ديهه
4. Taluka/Town تعلقو/ٽائون	5. National Assembly (NA) قومي اسمبليءَ جو ٽڪ	6. Provincial Assembly (PS) صوبائي اسمبليءَ جو ٽڪ

7. School Name اسڪول جو نالو — Write School Name in Urdu or Sindhi اسڪول جو پورو نالو اردو يا سنڌيءَ ۾ لکو

Address پتو/ايڊريس

Village/Mohalla ڳوٺ/پاڙو/محلو — Phone فون

8. Information about Head of the School اسڪول جي سربراهه جي باري ۾ معلومات

a. Name نالو		b. CNIC قومي شناختي ڪارڊ	— —
c. Contact No. (Tele/Mob) رابطو (فون/موبائل)		d. Gender صنف	1=Male; مرد 2=Female عورت

Questions سوال	Responses جواب	Code ڪوڈ
9. Did the Flood/Rain/IDPs affect this School? چا سيلاب، بارش يا ٻاهگيرن اسڪول کي ڪنهن قسم جو نقصان پهچايو آهي؟	1=Yes; ها 2 = No نه	
Note: If Question No.9 response code is "1=Yes" then please fill the separate sheet "Damage Assessment Sheet" and then continue. Otherwise skip to Question no 11	نوٽ: جيڪڏهن سيلاب يا بارش، اسڪول کي ڪنهن قسم جو نقصان پهچايو آهي تہ "1" لکو پوءِ صورت ۾ "2" لکو. "1" لکڻ جي صورت ۾ پهرين اضافي شيٽ کي پرڪريو ۽ باقي فارم مڪمل ڪريو پوءِ صورت ۾ سوال نمبر 11 کان جاري رکو	
10. Is School Accessible ? چا اسڪول تائين پهچ ممڪن آهي؟	1=Yes; ها 2 = No نه	

Questions سوال	Responses جواب	Code ڪوڈ
11. Location محل وقوع	1=Urban; شهري 2=Rural پهراڙي	
12. Status حيثيت/ رتبو	1=Functional; فعال 2=Closed بند	
12.a. If School is closed, write the month & year of closure	جيڪڏهن اسڪول بند آهي تہ ان جي بند ٿيڻ جو مهينو ۽ سال لکو.	
12b. If School is Closed, mention its reason	جيڪڏهن اسڪول بند آهي تہ ڏنل سببن مان نشاندهي ڪريو.	
12b(i). Non availability of Teacher استاد جي غير موجودگي	1=Yes; ها 2 = No نه	
12b(ii). No Population/No Enrollment غيرآباد/انرولمنٽ جو نہ هجڻ	1=Yes; ها 2 = No نه	
12b(iii). Merged or shifted اسڪول ضم يا منتقل ڪيو ويو آهي.	1=Yes; ها 2 = No نه	
12b(iv). School cease to function long time ago and no record available for this school (Not in existence). اسڪول گهڻو عرصو پهريون ڪرڻ بند ڪيو هو ۽ ڪو به رڪارڊ موجود ناهي.	1=Yes; ها 2 = No نه	
12b(v). School still inundated by flood اسڪول جي عمارت اجايا پاڻي ۾ ٻڏل آهي.	1=Yes; ها 2 = No نه	
12b(vi). School still being used for IDPs اسڪول اجايا بوڏ متاثرين جي زير استعمال آهي	1=Yes; ها 2 = No نه	
12b(vii). Due to Law and order situation اسڪول امن ۽ امان جي خراب صورتحال سبب بند آهي	1=Yes; ها 2 = No نه	

13. Level درجو	1=Primary; پرائمري 2=Middle; مڊل 3=Elementary; ايليمينٽري 4=Secondary; سيڪنڊري 5=Higher Secondary هائر سيڪنڊري	
14. Does this school has Scheduled New Expenditure (SNE) چا اسڪول جي (SNE) آهي؟	1=Yes; ها 2 = No نه	
15. School Administration اسڪول جي انتظاميه	1=ADO Male; 2=ADO Female; 3=DO Elementary; 4=DO Secondary; 5=DO Local Bodies	
16. Gender (Sex) صنف	1=Boys School; ڇوڪرن جو اسڪول 2=Girls School; ڇوڪرين جو اسڪول 3=Mixed School مخلوط اسڪول	
17. Medium [Multi Tick Allowed] ذريعہ تعليم (مختلف ٽڪرڻ جي اجازت آهي)	1=Urdu; ☐ اردو 2=Sindhi; ☐ سنڌي 3=English ☐ انگريزي	
18. Shift شفٽ	1 = Morning; صبح 2 = Afternoon ٻه پهري	
19. Is this a Branch School ? چا هي ٻئي اسڪول جي شاخ آهي؟	1=Yes; ها 2 = No نه	
If Q#19 Response is "Yes", write SEMIS Code and name of Main School جيڪڏهن سوال نمبر 19 جو جواب "ها" آهي تہ اصل اسڪول جو نالو ۽ سيمس ڪوڈ لکو.	SEMIS Code سيمس ڪوڈ / Name of Main School اصل اسڪول جو نالو	
20. Year of establishment of School اسڪول قائم ٿيڻ جو سال		

21. Building عمارت جي باري ۾

a. Schools building is اسڪول جي عمارت	1=Govt. School Building; سرڪاري عمارت آهي 2=Other Govt. School Building (Shared); ٻي سرڪاري اسڪول جي عمارت ۾ قائم آهي (شراڪت) 3=Rented; ڪرائي تي ورتل آهي 4=Other Building; ڪنهن ٻي عمارت ۾ 5=No Building ڪا به عمارت ڪانهي	
b. If Q#21a. response is "2=Other Government School Building (Shared)", then write the SEMIS code of the school that owns the building	جيڪڏهن سوال 21a جو جواب ڪنهن ٻئي اسڪول جي عمارت سان شراڪت ۾ آهي تہ پوءِ ان اسڪول جو سيمس ڪوڈ لکو جنهن جي ملڪيت ۾ هي عمارت آهي.	
c. If Q#21a. response is "5=No building", then school is placed	1=Under tree; وڻ هيٺ 2=Under Chapra; ڇپري هيٺ 3=Hut جهونپڙي ۾	
d. If Q#21a response is not "5= No Building" then fill the following details of Q# 21d(i), d(ii), d(iii) and d(iv)	جيڪڏهن سوال نمبر 21a جو جواب "5" ناهي تہ پوءِ سوال 21d(i)، d(ii)، d(iii) ۽ d(iv) کي پرڪريو.	
d(i). Year of Construction of building عمارت جي تعمير جو سال		
d(ii). Construction type of building عمارت جي تعمير جو قسم	1= Pakka; پڪي 2= Kacha; ڪچي 3= Mixed گڏيل	
d(iii). Condition of the building عمارت جي حالت ڪيئن آهي، ٻڌايو	1=Satisfactory; اطمينان جوڳي 2=Needs Repair; مرمت جي ضرورت 3=Dangerous خطرناڪ	
d(iv). Number of rooms need repairing	ڪمرن جي حالت جي لحاظ سان مڪمل تعداد لکو	

Kinds of Rooms ڪمرن جا قسم	Total ٽوٽل	Condition of Rooms ڪمرن جي حالت: Needs Major Repair زيادہ مرمت جي ضرورت آهي	Needs Minor Repair معمولي مرمت جي ضرورت آهي	Satisfactory اطمينان بخش
Class Rooms تدريسي ڪمرا				
Halls هال				
Auditorium آڊيٽوريم				
Labs تجربہ گاهہ				
Library ڪتب خانو/لائبريري				
Staff Rooms عملي جا ڪمرا				
Head Teacher Room اسڪول جي سربراهہ جو ڪمرو				

d(v). Is there BOUNDARY WALL around the school چا اسڪول ۾ چار ديوار آهي	1=Yes; ها 2=No نه	
If Q#21d(v) response is "YES", then mention its condition جيڪڏهن سوال 21d(v) جو جواب "ها" آهي تہ ديوار جي حالت لکو	1=Satisfactory; اطمينان جوڳي 2=Needs Repair; مرمت جي ضرورت 3=Dangerous خطرناڪ	
21e. Are there TOILETS available چا اتي بيت الخلا موجود آهن؟	1=Yes; ها 2=No نه	
If Q#21e response is "YES", then write number of toilets: جيڪڏهن سوال نمبر 21e جو جواب "ها" آهي تہ بيت الخلا جو تعداد لکو	Functional; قابل استعمال / Non Functional ناقابل استعمال	
21f. Is there DRINKING WATER available چا اتي پيئڻ جو پاڻي موجود آهي؟	1=Yes; ها 2=No نه	
If Q#21f response is "YES", then what source [Multi Tick Allowed] جيڪڏهن سوال 21f جو جواب "ها" آهي تہ پاڻي جو ذريعو لکو (مختلف ٽڪرن جي اجازت آهي)	Piped Water; پائپ ذريعي سپلائي لائين ☐ Well; ڪوهہ ☐ Hand Pump; هينڊ پمپ ☐ Electric Pump; بجلي پمپ ☐ Other ٻيا ☐	
21g. Is there ELECTRICITY available چا اسڪول ۾ بجلي جي سهولت موجود آهي	1=Yes; ها 2=No نه	
If Q#21g response is "1=Yes", then what source جيڪڏهن سوال نمبر 21g جو جواب هاڪار آهي تہ ان جو ذريعو چا آهي	1=Through Meter; ميٽر جي ذريعي 2=Without Meter ميٽر کان بغير	
If it is through Meter then Write Meter # جيڪڏهن ميٽر ذريعي آهي تہ ميٽر نمبر لکو	Meter No. ميٽر نمبر / Amount due up to 30th November, 2010 30 نومبر 2010 تائين بجلي جي واجب الادا رقم لکو	

Head of the School/Data Provider (if Head of the School is not available/not posted)
اسڪول جو سربراهہ/معلومات ڏيڻ وارو (جيڪڏهن اسڪول جو سربراهہ موجود نہ آهي يا مقرر ناهي)

Signature with stamp دستخط بمع مهر	
Name نالو	
CNIC No. ڪمپيوٽرائيزڈ شناختي ڪارڊ نمبر	— —
Designation عهدو	1=HM/HT; 2=Teacher; 3=SPE
Contact No. رابطو نمبر	

ADO/DDO/DO (Education) اسسٽنٽ ڊسٽرڪٽ آفيسر/ڊپٽي ڊسٽرڪٽ آفيسر/ڊسٽرڪٽ آفيسر (تعليم)

Signature with stamp دستخط بمع مهر	
Name نالو	
CNIC No. ڪمپيوٽرائيزڊ شناختي ڪارڊ نمبر	— —
Contact No. رابطو نمبر	

In case you want to share more information or clarify given information then please contact Sindh-EMIS Office, Reform Support Unit; Contacts: 021-32765769, 021-32775771, Email Address: **feedbackrsu@gmail.com**

جيڪڏهن اوهان کي وڌيڪ معلومات گهرجي تہ هيٺ ڏنل ايڊريس تي رابطو قائم ڪيو (SEMIS)
فون: 021-32765769, 021-32775771

22. Enrollment انرولمنٽ

22A. Elementary Enrollment ايليمينٽري انرولمنٽ

Class جماعت	Unadmit	Kachi	i	ii	iii	iv	v	vi	vii	viii	Total کل
Boys چوڪرا											
Girls چوڪريون											

22B. Secondary Enrollment سيڪنڊري انرولمنٽ

Class جماعت	نائين ix					ڏهين x					Total کل
Group گروپ	Arts/ General	Science		Commerce	Other	Arts/General	Science		Commerce	Other	
		Computer	Biology				Computer	Biology			
Boys چوڪرا											
Girls چوڪريون											

22C. Higher Secondary Enrollment هائرسيڪنڊري انرولمنٽ

Class جماعت	يارهين xi						بارهين xii						Total کل
Group گروپ	Arts/ General	Science			Commerce	Other	Arts/ General	Science			Commerce	Other	
		Computer	Medical	Engineering				Computer	Medical	Engineering			
Boys چوڪرا													
Girls چوڪريون													

23. Repeaters دهرائڻ وارا

Class جماعت	i پهرين	ii ٻئي	iii ٽئين	iv چوٿين	v پنجين	vi ڇهين	vii ستين	viii اٺين	ix نائين	x ڏهين	xi يارهين	xii بارهين	Total کل
Boys چوڪرا													
Girls چوڪريون													

24. Total Number of Working Teachers ڪم ڪندڙ استادن جو تعداد

Gender صنف	Govt. سرڪاري	Non Govt. غيرسرڪاري	Total کل
Male مرد			
Female عورت			

25. Total Number of Non-teaching staff غيرتدريسي عملي جو ڪل تعداد لکو

Gender صنف	Non-teaching staff غيرتدريسي عملو
Male مرد	
Female عورت	

26. Write Total No. of facilities available in School اسڪول ۾ مهيا ڪيل ڪل سهولتن جو تعداد

Items شيون	Working ڪم ڪندڙ	Repairable مرمت جي ضرورت
a. Black Board ڪارا بورڊ		
b. Student Chairs شاگردن جون ڪرسيون		
c. Student Desks شاگردن جون ميزون		
d. Student Benches شاگردن جون بئنچون		
e. Teacher Chairs استادن جون ڪرسيون		
f. Teacher Tables استادن جون ميزون		
g. Electric Fans بجليءَ جا پکا		
h. Almirah الماريون		
i. Computers ڪمپيوٽرز		

27. Which of the following facilities are available in School هيٺ ڏنل سهولتن مان ڪهڙيون سهوليات اسڪول ۾ موجود آهن.

Questions سوال	Responses جواب	Code ڪوڊ
a. Computer Lab ڪمپيوٽر ليبارٽري	1=Yes; ها 2=No نه	
b. Physics Lab طبعيات جي تجربيگاهه	1=Yes; ها 2=No نه	
c. Chemistry Lab ڪيميائي تجربيگاهه	1=Yes; ها 2=No نه	
d. Biology Lab حياتياتي تجربيگاهه	1=Yes; ها 2=No نه	
e. Home Economics Lab هوم اڪنامڪس ليبارٽري	1=Yes; ها 2=No نه	
f. Library ڪتب خانو	1=Yes; ها 2=No نه	
g. Play Ground راندين جو ميدان	1=Yes; ها 2=No نه	

28. School Management Committee (SMC)

Questions سوال	Responses جواب	Code ڪوڊ
a. Is SMC Functional? چا انتظامي ڪميٽي فعال آهي ٻڌايو؟	1=Yes; ها 2=No نه	
b. Received "Guidelines for School Management Committee"? چا اوهان انتظامي ڪميٽيءَ جي متعلق هدايت ناموبراءِ اسڪول وصول ڪئي آهي؟	1=Yes; ها 2=No نه	
c. A/C Title بينڪ ۾ اڪائونٽ جو نالو ٻڌايو		
d. A/C No: اڪائونٽ نمبر ٻڌايو		
e. Bank Name بينڪ جو نالو لکو		
f. Name of Bank Branch (Bank Code) بينڪ برانچ جو نالو لکو (بينڪ ڪوڊ)		
g. SMC bank account balance as of first day (1st April 2010) of 2010-11 academic year انتظامي ڪميٽيءَ جي بينڪ اڪائونٽ ۾ پهرين اپريل 2010 تائين رقم براءِ سال 11-2010 تعليمي سال لاءِ موجود رقم ٻڌايو.	Amount: رقم	
h. SMC bank account balance as of 15/12/2010 SMC جي اڪائونٽ ۾ 15 ڊسمبر 2010 تائين موجود رقم لکو.	Amount: رقم	
i. Total Expenditures from the SMC account in this academic year (2010-11) as of 15/12/2010 15/12/2010 تائين سال 11-2010 جي SMC اڪائونٽ جو ڪُل خرچو	Amount: رقم	

29. Free Text Books مفت درسي ڪتابن جي باري ۾

Questions سوال	Responses جواب	Code ڪوڊ
a. Did the school receive free textbooks in academic year 2010-11? چا سال 10-2009 ۾ اسڪول کي مفت نصابي ڪتابون مليون.	1=Yes; ها 2=No نه	
If Q#29a is filled as "1=Yes" then Fill the following. جيڪڏهن سوال 24a. جو جواب "ها" آهي تہ هيٺين سوالن جا جواب لکو.		
b. When did the school receive textbooks for academic year 2010-11? اسڪول، ڪڏهن مفت ڪتاب براءِ سال 11-2010 وصول ڪيا، مهينو ۽ سال لکو.	Month مهينو / Year سال	
c. Textbooks received in full, according to medium and enrollment (If 1=yes, then skip to "29f") چا درسي ڪتاب شاگردن جي تعداد يا ذريعہ تعليم مطابق پورا مليا. جيڪڏهن هان 1 لکو ۽ سوال نمبر 29f جو جواب ڏيو.	1=Yes; ها 2=No نه	
d. Some books missing in sets ڪجهہ ڪتاب سيٽ ۾ موجود نہ هئا	1=Yes; ها 2=No نه	
e. Some full sets missing ڪجهہ سيٽ موجود نہ هئا	1=Yes; ها 2=No نه	
f. Surplus sets were received ڪجهہ سيٽ وڌيڪ هئا	1=Yes; ها 2=No نه	
g. Medium changed ميڊيم تبديل هئو	1=Yes; ها 2=No نه	

SEMIS Code سيمس ڪوڈ

School Name: اسڪول جو نالو

District: ضلعو | Taluka/Town: تعلقو/ٽائون | UC: يونين ڪائونسل

Supervisor Name: سپروائزر جو نالو

30. Teachers (Write details of teachers who are working in this school) استاد: (انهن جي تفصيل لکو جيڪي هن اسڪول ۾ ڪم ڪري رهيا آهن)

S. No. نمبر شمار	Full Name and CNIC Number پورو نالو ۽ ڪمپيوٽرائيزڈ شناختي ڪارڊ نمبر	Gender صنف 1=Male مرد 2=Female عورت =2	Personnel Number from AG office اي جي آفس طرفان مليل پرسنيل نمبر	Date of Birth پيدائش جي تاريخ DD ڏينهن	MM مهينو	YY سال	Place of Domicile ڊوميسائل جي جڳهه	Desig. Code عهدي جو ڪوڊ	BPS بي پي ايس	Date of Entry in this Government Service سرڪاري نوڪري ملڻ جي تاريخ DD ڏينهن	MM مهينو	YY سال	Date of Joining Current Post موجوده عهدو ملڻ جي تاريخ DD ڏينهن	MM مهينو	YY سال	Code for Type of Post عهدي جي قسم جو ڪوڊ	Highest Academic Qualification Code وڏڪان وڏو تعليمي سند جو ڪوڊ	Professional Trainings Code پيشه وارانه تربيت جو ڪوڊ	On Detailment ڊيٽيلمنٽ تي	No. of In-Service Trainings (Jan 2010-Dec 2010) نوڪري ۽ جي دوران تربيت جو تعداد لکو (جنوري 2010 - ڊسمبر 2010)	Type of In-Service Training (See Codes) نوڪري ۽ دوران تربيت جو قسم (ڪوڊ ڏسندا)	In-Service Training Duration (See Codes) نوڪري ۽ دوران تربيت جو مدو (ڪوڊ ڏسندا)	Training Funding Agency (See Codes) تربيت ڏيڻ وارو ادارو (ڪوڊ ڏسندا)
1	2	3	4	5			6	7	8	9			10			11	12	13	14	15	16	17	18
1	— —																						
2	— —																						
3	— —																						
4	— —																						
5	— —																						
6	— —																						
7	— —																						
8	— —																						
9	— —																						
10	— —																						
11	— —																						
12	— —																						
13	— —																						
14	— —																						

This portion is to be filled for TEACHING STAFF Only. For Details of Code See Code List, Do not include teachers who are gone to other school on detailment. Do not write Desig. Code, BPS for teacher who are not govt teachers

هي حصو صرف استادن جي عملي جي باري ۾ پُر ڪيو وڃي. ڪوڈز جي تفصيل لاءِ ڪوڈ لسٽ ڏسڻ فرمائيندا. انهن استادن جي باري ۾ نه لکو. جيڪي هين اسڪولن ۾ ڊيٽيلمنٽ تي ويل آهن. جيڪي سرڪاري استاد ناهن، انهن جي باري ۾ عهدي جو ڪوڈ، بي پي ايس، داخل ٿيڻ جي تاريخ ۽ شامل ٿيڻ جي تاريخ نه لکندا.

31. Construction Works تعميراتي ڪمن جي باري ۾

Questions سوال	Responses جواب			Code ڪوڊ
a. Received construction works in the past academic year (2009-10)? چاگذريل تعليمي سال(2009-10) ۾ڪجهه تعميراتي ڪم ٿيوهو؟	1=Yes; ها	2=No نه		
If Q#31a is filled as "1=Yes" then fill the following	جيڪڏهن سوال 31a. جو جواب ها آهي ته هيٺ ڏنل سوالن جا جواب ٻه لکو			
b. What kind of works were received? [Multi Tick Allowed] ڪهڙي قسم جو ڪم ٿيو هو؟ (متعدد جواب ڏيڻ جي اجازت آهي)	Construction of shelterless school ☐	Toilets ☐	Boundary Wall ☐	
	Electricity ☐	Reconstruction of dangerous building ☐	Additional Classroom(s) ☐	
	Structural Repair ☐	Water Source ☐	Other ☐	
c. Were construction works completed? چا تعميراتي ڪم مڪمل ٿي ويو هو؟	1=Yes; ها	2=No نه		
d. If yes, when were construction works completed? جيڪڏهن مڪمل ٿي ويو هو ته ڪڏهن؟ مهينو ۽ سال لکو.	Month مهينو		Year سال	
e. Were all construction works fully completed? چا سمورو تعميراتي ڪم مڪمل ٿي ويو هو؟	1=Yes; ها	2=No نه		

32. Girls Stipends (Answer only if school has girls enrollment from class 6-10) چوڪرين جا وظيفا (صرف اُن صورت ۾ جواب ڏيو جڏهن اسڪول ڪلاس 6 کان 10 تائين چوڪرين جي داخلا ڪندڙ آهي.)

Questions سوال	Responses جواب		Code ڪوڊ
a. Was Stipend received in last academic Year 2009-10? چاگذريل تعليمي سال 2009-10 ۾ وظيفا مهيا ڪيا ويا هئا؟	1=Yes; ها	2=No نه	
If Q# 32a. is "Yes" then fill the details of stipends.	جيڪڏهن سوال نمبر 32a جواب ها آهي ته وظيفن جو تفصيل لکو		

Last Academic Year (2009-10) گذريل تعليمي سال (2009-10)						
Class جماعت	vi چهين	vii ستين	viii اٺين	ix نائين	x ڏهين	Total ڪل
b. Total no. of students who received Stipend وظيفا حاصل ڪندڙ شاگردياٽين جو تعداد						
c. If students received stipend, when was stipend received? جيڪڏهن شاگردياٽين وظيفا حاصل ڪيا ته ڪڏهن حاصل ڪيا؟	Month مهينو				Year سال	
Current Academic Year (2010-11) موجوده تعليمي سال (2010-11)						
33a. Total eligible students (girls in 6-10) ڪل مستحق شاگردياٽيون (شاگردياٽيون 6 کان 10 جماعت جون)						
33b. Did you submit the Student Attendance Pro Forma or SAP form? چا اوهان شاگردن جي حاضري ۽ جوگو شوارو SAP جمع ڪرايو آهي؟	1=Yes; ها		2=No نه			

Codes for Q No. 30 (Page # 3)

Instructions sheet for coding scheme

Write School Name in the box provided	ڏنل خاني ۾ اسڪول جو نالو لکو
Write SEMIS Code in the box provided	ڏنل خاني ۾ سيمس ڪوڊ لکو
Column 2: Write clearly Full Name of staff members with their CNIC Numbers, If CNIC is not available then write old NIC and indicate with a "X" in the S# Column. (Column 1).	اسٽاف ميمبرن جا مڪمل نالا ۽ ڪمپيوٽرائيزڊ شناختي ڪارڊ نمبر صاف ۽ سٿري انداز ۾ لکو. جيڪڏهن نئون شناختي ڪارڊ نمبر نه هجي ته پراڻو شناختي ڪارڊ نمبر لکو ۽ "X" لڳائي S# ڪالم ۾ نشاندهي ڪريو.
Column 3: Write 1 for male, 2 for female	مرد لاءِ 1 ۽ عورت لاءِ 2 لکو
Column 4: Write Personnel Number from Accountant General (AG) office	اڪائونٽنٽ جنرل آفيس جو پرسنيل نمبر لکو
Column 5: Write date of birth in dd/mm/yy format.	تاريخ پيدائش لکو. سال/مهينو/تاريخ جي طريقي سان
Column 6: Write Place of domicile	ڊوميسائل جي جڳهه لکو
Column 7: Write a designation code from the given list	ڏنل فهرست مان عهدي جو ڪوڊ لکو
Column 8: Write Basic Pay Scale e.g. 12, 17 etc	بنيادي پگهار جو اسڪيل لکو مثلاً 12,17 وغيره
Column 9: Write the Date on which first government job was joined	اُن نوڪريءَ ۾ داخل ٿيڻ جي تاريخ
Column 10: Write the Date on which current job was joined	اهاتاريخ لکو جڏهن اوهان پنهنجي موجوده پوسٽ سان منسلڪ ٿيا
Column 11: Write the code of type of post from the table	عهدي جي قسم جو ڪوڊ ٽيبل مان ڏسي لکو
Column 12: Write highest level of qualification codes from the table given	سڀ کان اعليٰ تعليمي سند جو ڪوڊ ٽيبل مان ڏسي لکو
Column 13: Write highest Professional Training Codes from the table given	سڀ کان اعليٰ ٽريننگ جو ڪوڊ ٽيبل مان ڏسي لکو
Column 14: Write 1 if Teacher is working on Detailment in this schools, in case of regular teachers write 2	جيڪڏهن استاد، ان اسڪول ۾ ڊيٽيلمنٽ تي آهي، ته "1" لکو، اگر ناهي ته "2" لکو
Column 15: Write number of in-service trainings received in calendar year (Jan 2010 - Dec 2010)	سروس دوران ڪل ٽريننگز جو تعداد لکو (جنوري 2010 ـ ڊسمبر 2010)
Column 16: Write type of In-service training. To mention more than one training separate codes with comma (,).	نوڪريءَ دوران ڪهڙي قسم جي تربيت ٿي، هڪ کان وڌيڪ تربيت ڪوما ڏئي لکو
Column 17: Write In-service Training duration in days. To mention more than one training separate codes with comma (,).	نوڪريءَ دوران تربيت جو مدو ڏينهن ۾ لکو هڪ کان وڌيڪ تربيت ڪوما ڏئي لکو
Column 18: Who is the funding agency. To mention more than one Training Agency separate codes with comma (,).	تربيت ڏيندڙ اداري جو ڪوڊ لکو، هڪ کان وڌيڪ تربيت ڪوما ڏئي لکو

Designation Code (Column 7) عهدي جو ڪوڊ (ڪالم 7)

1	PST
2	JST
3	HST
4	SS
5	SLT
6	OT
7	JPTI
8	WIT
9	HM
10	Other

Type of Post (Column 11) عهدي جو قسم (ڪالم 11)

1	Government (Regular)
2	Government (Contract)
3	SMC
4	NCHD
5	ESRA/USAid
6	UNICEF
7	Other Donor
8	Volunteer

Codes for highest level of Professional Training (Column 13) اعليٰ درجي پيشه ور تربيت جو ڪوڊ (ڪالم 13)

1	PTC
2	CT
3	B.Ed
4	M.Ed
5	Other
6	Untrained

Codes for Highest level Academic Qualification (Column 12) تعليمي اسناد جا ڪوڊز (ڪالم 12)

Qualification		Codes
Doctorate	Ph.D	101
	M.Phil	102
Post Graduate پوسٽ گريجويٽ	MA	201
	M.Sc	202
	M.Com	203
	MCS	204
	MS	205
	MBA	206
	Other	207
Graduate گريجويٽ	B.A	301
	B.Sc	302
	B.Com	303
	BCS	304
	BBA	305
	LLB	306
	B.E	307
	B.Tech	308
	Other	309
Under Graduate انڊر گريجويٽ	Inter (Arts)	401
	Inter (Science)	402
	Inter (Commerce)	403
	DAE	404
	Other	405
Matric ميٽرڪ	Matric (Arts)	501
	Matric (Science)	502
	Matric (Commerce)	503
	Matric (Technical)	504
	Other	505
Under Matric انڊر ميٽرڪ	Middle	601
	Primary Level Certificate	602
	Other	603

Type of In-Service Training (Column 16)

1	Subject Based
2	Pedagogy
3	SMC
4	Any Other

In-Service Training Duration (Column 17)

1	Three Days
2	One Week
3	Two Weeks
4	More than two weeks

In-Service Training Funding Agency (Column 18)

1	Provincial Edu. Dept
2	AEPAM
3	UNICEF
4	UNESCO
5	Pre-STEP
6	USAID / Ed-Links
7	NGO
8	ESRA
9	European Union (EU)
10	AKU-IED
11	Other

SEMIS Code سيمس ڪوڊ

20th Annual School Census 2010-11
SINDH-EMIS - Reform Support Unit
Education & Literacy Department - Government of Sindh
Damages Assessment Sheet only for Flood/Rain/IDP affected schools

This questionnaire must be filled for only those schools that are affected from flood/heavy rain/IDPs

هي سوال ناموفقط انهن اسڪولن لاءِ آهي جيڪي ٻوڏ، بارش يا متاثرين سان متاثره آهن

Questions سوال	Responses جواب	Code ڪوڈ
1. What has affected this schools? [Multi Tick Allowed] ڪهڙي چيز ڪان اسڪول متاثر ٿيو؟ (مختلف ٽڪ ڪرڻ جي اجازت آهي)	☐ Flood سيلاب ☐ Rain بارش ☐ IDP متاثرين	
2. What alternate facility is available for your school? اوهان جي اسڪول لاءِ ڪابهي متبادل سهولت موجود آهي؟	1=Tents; خيما 2=Rented Building; ڪرائي جي عمارت 3=Second shift schooling in nearby school; بي شفٽ ۾ هلندڙ ويرسان اسڪول 4=Other; (specify _____) ٻيو 5=No Alternate Arrangement ڪائي متبادل جڳهه نه آهي	
3. Status حيثيت	1=Functional; فعال 2=Closed بند	
4 If school was closed due to flood then mention the duration of closure in days جيڪڏهن اسڪول سيلاب جي سبب بند آهي تہ لکو تہ اسڪول ڪيترن ڏينهن کان بند آهي.		
5. Was there School building before the flood چا سيلاب کان پهرين بہ اسڪول جي بلڊنگ موجود هئي	1=Yes; ها 2=No نہ	
6. School still inundated by flood اسڪول سيلاب جي پاڻي ۾ اجا تائين ٻڏل آهي.	1=Yes; ها 2=No نہ	
7. School still being used for IDPs اسڪول اجا تائين متاثرين جي زير استعمال آهي.	1=Yes; ها 2=No نہ	
8. Is School Accessible ? چا اسڪول تائين پهچي سگهجي ٿو.	1=Yes; ها 2=No نہ	

9. Damage Assessment نقصان جو اندازو

9.1 Damage to Building عمارت کي پهچندڙ نقصان

(a). Building (Overall Structure) اسڪول جو ڍانچو	1= Completely Damaged; مڪمل تباه 2= Partially Damaged; ڪجهه تباه 3=Not Damaged; تباه ناهي 4=Not Applicable لاڳو ناهي	
(b). Classrooms ڪلاس روم	1= Completely Damaged; مڪمل تباه 2= Partially Damaged; ڪجهه تباه 3=Not Damaged; تباه ناهي 4=Not Applicable لاڳو ناهي	
(c). Boundary wall چوڌياري	1= Completely Damaged; مڪمل تباه 2= Partially Damaged; ڪجهه تباه 3=Not Damaged; تباه ناهي 4=Not Applicable لاڳو ناهي	
(d). Toilets ٽوائلٽ	1= Completely Damaged; مڪمل تباه 2= Partially Damaged; ڪجهه تباه 3=Not Damaged; تباه ناهي 4=Not Applicable لاڳو ناهي	
(e). Laboratory ليبارٽري	1= Completely Damaged; مڪمل تباه 2= Partially Damaged; ڪجهه تباه 3=Not Damaged; تباه ناهي 4=Not Applicable لاڳو ناهي	
(f). Library لائبريري	1= Completely Damaged; مڪمل تباه 2= Partially Damaged; ڪجهه تباه 3=Not Damaged; تباه ناهي 4=Not Applicable لاڳو ناهي	

9.2 Other Damages ٻيا نقصانات

(a). Teacher Furniture استادن جو فرنيچر	1=All Damaged; سڀ تباه 2=Some Damaged; ڪجهه تباه 3= Not Damaged; تباه ناهي 4=Not Applicable لاڳو ناهي	
(b). Student Furniture شاگردن جو فرنيچر	1=All Damaged; سڀ تباه 2=Some Damaged; ڪجهه تباه 3= Not Damaged; تباه ناهي 4=Not Applicable لاڳو ناهي	
(c). Blackboards ڪارابورڊ	1=All Damaged; سڀ تباه 2=Some Damaged; ڪجهه تباه 3= Not Damaged; تباه ناهي 4=Not Applicable لاڳو ناهي	
(d). Attendance Register for students شاگردن جو حاضري رجسٽر	1=Damaged; تباه 2=Not Damaged تباه ناهي	
(e). General Register جنرل رجسٽر	1=Damaged; تباه 2=Not Damaged تباه ناهي	
(f). Attendance Register for teachers (Muster Roll) استادن جي حاضري جو رجسٽر (مسٽر رول)	1=Damaged; تباه 2=Not Damaged; تباه ناهي 3= Does not Apply لاڳو ناهي	
(g). Free Text Books مفت درسي ڪتاب	1=All Damaged; سڀ تباه 2=Some Damaged; ڪجهه تباه 3= Not Damaged; تباه ناهي 4=Not Applicable لاڳو ناهي	
(h). If "Q# 9.2(g) Free Text Books" response is "1=All Damaged" or "2=Some Damaged" then has the school received replacements from the Government for damaged textbooks? جيڪڏهن سوال نمبر 9.2(g) جو جواب 1= مڪمل تباه آهي يا 2= ڪجهه تباه آهي تہ چا اسڪول کي متبادل ڪتاب فراهم ڪيا ويا آهن تہ جيئن تباه ٿيل ڪتاب تبديل ڪري سگهجن	1=Replacement of All Damaged Textbooks; سڀ تباه ٿيل ڪتابن جي تبديلي 2=Replacement of Some Damaged Textbooks; ڪجهه تباه ٿيل ڪتابن جي تبديلي 3=No Replacement ڪابہ تبديلي نہ	
(i). Other (Spacify_____) ٻيو نقصان ٿيو هجي تہ لکو	1=Damaged; تباه 2=Not Damaged تباه ناهي	

10. Attendance حاضري

Please note that here we are not asking about registered enrollment.
We are asking about number of children attending this school only

هيٺ ڏنل خانن ۾ اوهان کان رجسٽرڊ انرولمنٽ جي باري ۾ نٿو پڇيو وڃي. اوهان کان اسڪول ۾ ايندڙ شاگردن جي حاضري پڇي پئي وڃي.

Student Attendance شاگردن جي حاضري	Boys پرڪا	Girls جوڪريون
Before Flood (30th Apr 2010) سيلاب کان پهرين (30 اپريل 2010)		
After Flood (15th Dec 2010) سيلاب کان بعد (15 ڊسمبر 2010)		

Teacher Attendance استادن جي حاضري	Male مرد	Female عورت
Before Flood (30th Apr 2010) سيلاب کان پهرين (30 اپريل 2010)		
After Flood (15th Dec 2010) سيلاب کان بعد (15 ڊسمبر 2010)		

Head of the School/Data Provider (if Head of the School is not available/not posted)
اسڪول جو سربراهه/معلومات ڏيڻ وارو (جيڪڏهن اسڪول جو سربراهه موجود نہ آهي يا مقرر ناهي)

Signature with stamp دستخط بمع مهر	
Name نالو	
CNIC No. ڪمپيوٽرائيزڊ شناختي ڪارڊ نمبر	— —
Contact No. رابطو نمبر	

ADO/DDO/DO (Education) اسسٽنٽ ڊسٽرڪٽ آفيسر/ڊپٽي ڊسٽرڪٽ آفيسر/ڊسٽرڪٽ آفيسر (تعليم)

Signature with stamp دستخط بمع مهر	
Name نالو	
CNIC No. ڪمپيوٽرائيزڊ شناختي ڪارڊ نمبر	— —
Contact No. رابطو نمبر	

In case you want to share more information or clarify given information then please contact Sindh-EMIS Office, Reform Support Unit; Contacts:021-32765769, 021-32775771
Email Address: **feedbackrsu@gmail.com**

جيڪڏهن اوهان وڌيڪ معلومات حاصل ڪرڻ يا ڏنل معلومات جي وضاحت چاهيو ٿا تہ مهرباني ڪري رابطو ڪريو (SEMIS) رابطي لاءِ فون نمبر 021-32775772

Reference Date
15/Dec/2010

20th Annual School Census 2010-11
SINDH-EMIS - Reform Support Unit
Education & Literacy Department - Government of Sindh

SEMIS Code

1. Union Council:	2. Tappa:	3. Deh:
4. Taluka/Town:	5. National Assembly (NA):	6. Provincial Assembly (PS):
7. School Name:		Write School Name in Urdu or Sindhi
Address:		
Village/Mohalla:		Phone:

8. Information about Head of the School

a. Name		b. CNIC	☐☐☐☐☐-☐☐☐☐☐☐☐-☐
c. Contact No. (Tele/Mob)		d. Gender	1=Male; 2=Female

Questions	Responses	Code
9. Did the Flood/Rain/IDPs affect this School?	1=Yes; 2=No	
Note: If Question No.9 response code is "1=Yes" then please fill the separate sheet"Damage Assessment Sheet" and then continue. Otherwise skip to Question no 11		
10. Is School Accessible ?	1=Yes; 2=No	

Questions	Responses	Code
11. Location	1=Urban; 2=Rural	
12. Status	1=Functional; 2=Closed	
12.a. If School is closed, write the month & year of closure		
12b. If School is Closed, mention its reason		
12b(i). Non availability of Teacher	1=Yes; 2=No	
12b(ii). No Population/No Enrollment	1=Yes; 2=No	
12b(iii). Merged or shifted	1=Yes; 2=No	
12b(iv). School cease to function long time ago and no record available for this school (Not in existence).	1=Yes; 2=No	
12b(v). School still inundated by flood	1=Yes; 2=No	
12b(vi). School still being used for IDPs	1=Yes; 2=No	
12b(vii). Due to Law and order situation	1=Yes; 2=No	

13. Level	1=Primary; 2=Middle; 3=Elementary; 4=Secondary; 5=Higher Secondary	
14. Does this school has Scheduled New Expenditure (SNE)	1=Yes; 2=No	
15. School Administration	1=ADO Male; 2=ADO Female; 3=DO Elementary; 4=DO Secondary; 5=DO Local Bodies	
16. Gender (Sex)	1=Boys School; 2=Girls School; 3=Mixed School	
17. Medium [Multi Tick Allowed]	1=Urdu; ☐ 2=Sindhi; ☐ 3=English ☐	
18. Shift	1 = Morning; 2 = Afternoon	
19. Is this a Branch School ?	1=Yes; 2=No	
If Q#19 Response is "Yes", write SEMIS Code and name of Main School	SEMIS Code: ; Name of Main School:	
20. Year of establishment of School		

21. Building

a. Schools building is	1=Govt. School Building; 2=Other Govt. School Building (Shared); 3=Rented; 4=Other Building; 5=No Building	
b. If Q#21a. response is "2=Other Government School Building (Shared)", then write the SEMIS code of the school that owns the building		
c. If Q#21a. response is "5=No building", then school is placed	1=Under tree; 2=Under Chapra; 3=Hut	
d. If Q#21a response is not "5= No Building" then fill the following details of Q# 21d(i), d(ii), d(iii) and d(iv)		
d(i). Year of Construction of building		
d(ii). Construction type of building	1= Pakka; 2= Kacha; 3= Mixed	
d(iii). Condition of the building	1=Satisfactory; 2=Needs Repair; 3=Dangerous	
d(iv). Number of rooms need repairing		

Kinds of Rooms	Total	Condition of Rooms		
		Needs Major Repair	Needs Minor Repair	Satisfactory
Class Rooms				
Halls				
Auditorium				
Labs				
Library				
Staff Rooms				
Head Teacher Room				

d(v). Is there BOUNDARY WALL around the school	1=Yes; 2=No		
If Q#21d(v) response is "YES", then mention its condition	1=Satisfactory; 2=Needs Repair; 3=Dangerous		
21e. Are there TOILETS available	1=Yes; 2=No		
If Q#21e response is "YES", then write number of toilets:	No. of Functional	No. of Non Functional	
21f. Is there DRINKING WATER available	1=Yes; 2=No		
If Q#21f response is "YES", then what source [Multi Tick Allowed]	Piped Water; ☐ Well; ☐ Hand Pump; ☐ Electric Pump; ☐ Other ☐		
21g. Is there ELECTRICITY available	1=Yes; 2=No		
If Q#21g response is "1=Yes", then what source	1=Through Meter; 2=Without Meter		
If it is through Meter then Write Meter #	Meter No.	Amount due up to 30th November, 2010	

Head of the School/Data Provider (if Head of the School is not available/not posted)

Signature with stamp	
Name	
CNIC No.	☐☐☐☐☐-☐☐☐☐☐☐☐-☐
Designation	1=HM/HT; 2=Teacher; 3=SPE
Contact No.	

ADO/DDO/DO (Education)

Signature with stamp	
Name	
CNIC No.	☐☐☐☐☐-☐☐☐☐☐☐☐-☐
Contact No.	

In case you want to share more information or clarify given information then please contact Sindh-EMIS Office, Reform Support Unit; Contacts: 021-32765769, 021-32775771, Email Address: **feedbackrsu@gmail.com**

22. Enrollment

22A. Elementary Enrollment

Class	Unadmit	Kachi	i	ii	iii	iv	v	vi	vii	viii	Total
Boys											
Girls											

22B. Secondary Enrollment

Class	ix					x					Total
Group	Arts/ General	Science		Commerce	Other	Arts/General	Science		Commerce	Other	
		Computer	Biology				Computer	Biology			
Boys											
Girls											

22C. Higher Secondary Enrollment

Class	xi						xii						Total
Group	Arts/ General	Science			Commerce	Other	Arts/ General	Science			Commerce	Other	
		Computer	Medical	Engineering				Computer	Medical	Engineering			
Boys													
Girls													

23. Repeaters

Class	i	ii	iii	iv	v	vi	vii	viii	ix	x	xi	xii	Total
Boys													
Girls													

24. Total Number of Working Teachers

Gender	Govt.	Non Govt.	Total
Male			
Female			

25. Total Number of Non-teaching staff

Gender	Non-teaching staff
Male	
Female	

26. Write Total No. of facilities available in School

Items	Working	Repairable
a. Black Board		
b. Student Chairs		
c. Student Desks		
d. Student Benches		
e. Teacher Chairs		
f. Teacher Tables		
g. Electric Fans		
h. Almirah		
i. Computers		

27. Which of the following facilitiesare available in School

Questions	Responses	Code
a. Computer Lab	1=Yes; 2=No	
b. Physics Lab	1=Yes; 2=No	
c. Chemistry Lab	1=Yes; 2=No	
d. Biology Lab	1=Yes; 2=No	
e. Home Economics Lab	1=Yes; 2=No	
f. Library	1=Yes; 2=No	
g. Play Ground	1=Yes; 2=No	

28. School Management Committee (SMC)

Questions	Responses	Code
a. Is SMC Functional?	1=Yes; 2=No	
b. Received "Guidelines for School Management Committee"?	1=Yes; 2=No	
c. A/C Title		
d. A/C No:		
e. Bank Name		
f. Name of Bank Branch (Bank Code)		
g. SMC bank account balance as of first day (1st April 2010) of 2010-11 academic year	Amount:	
h. SMC bank account balance as of 15/12/2010	Amount:	
i. Total Expenditures from the SMC account in this academic year (2010-11) as of 15/12/2010	Amount:	

29. Free Text Books

Questions	Responses				Code
a. Did the school receive free textbooks in academic year 2010-11?	1=Yes;	2=No			
If Q#29a is filled as "1=Yes" then Fill the following					
b. When did the school receive textbooks for academic year 2010-11?	Month		Year		
c. Textbooks received in full, according to medium and enrollment (If 1=yes, then skip to "29f")	1=Yes;	2=No			
d. Some books missing in sets	1=Yes;	2=No			
e. Some full sets missing	1=Yes;	2=No			
f. Surplus sets were received	1=Yes;	2=No			
g. Medium changed	1=Yes;	2=No			

District wise Projected Population of Age 5-9 Age Group

District	1998			2009			2010			2011		
	Boys	Girls	Total	Boys	Girls	Total	Boys	Girls	Total	Boys	Girls	Total
Badin	102,134	90,972	193,106	128,367	114,338	242,705	131,062	116,740	247,802	133,815	119,191	253,006
Dadu	98,548	85,434	183,982	126,555	109,714	236,269	129,466	112,238	241,704	132,444	114,819	247,263
Hyderabad	107,857	100,034	207,891	124,865	115,808	240,673	126,539	117,359	243,898	128,233	118,933	247,166
Thatta	100,584	86,561	187,145	131,975	113,576	245,551	135,275	116,415	251,690	138,655	119,325	257,980
Mirpur Khas	77,766	70,614	148,380	106,162	96,398	202,560	109,208	99,164	208,372	112,342	102,010	214,352
Tharparkar	93,703	72,626	166,329	125,611	97,357	222,968	129,003	99,986	228,989	132,485	102,685	235,170
Sanghar	128,298	114,545	242,843	167,798	149,810	317,608	171,941	153,509	325,450	176,189	157,302	333,491
Karachi City	652,338	617,509	1,269,847	962,565	911,173	1,873,738	997,218	943,975	1,941,193	1,033,117	977,956	2,011,073
Jacobabad	71,857	60,949	132,806	87,436	74,164	161,600	89,010	75,499	164,509	90,613	76,857	167,470
Larkana	89,785	81,066	170,851	121,914	110,076	231,990	125,354	113,180	238,534	128,888	116,372	245,260
Shikarpur	82,454	70,029	152,483	97,021	82,400	179,421	98,467	83,629	182,096	99,935	84,874	184,809
Khairpur Mirs	142,603	123,779	266,382	191,984	166,641	358,625	197,244	171,206	368,450	202,648	175,898	378,546
Naushero Feroze	98,551	85,533	184,084	109,115	94,700	203,815	110,129	95,582	205,711	111,155	96,471	207,626
Nawab Shah	89,295	78,384	167,679	104,504	91,734	196,238	106,009	93,056	199,065	107,534	94,394	201,928
Sukkur	76,318	68,544	144,862	98,959	88,879	187,838	101,325	91,003	192,328	103,747	93,178	196,925
Ghotki	90,590	79,586	170,176	123,403	108,413	231,816	126,921	111,504	238,425	130,538	114,681	245,219
Umerkot	60,607	53,784	114,391	82,736	73,422	156,158	85,111	75,529	160,640	87,554	77,697	165,251
Jamshoro	48,807	42,123	90,930	62,677	54,094	116,771	64,119	55,339	119,458	65,595	56,611	122,206
Mitiari	42,457	38,352	80,809	49,152	44,399	93,551	49,810	44,995	94,805	50,477	45,597	96,074
Tando Allah Yar	42,743	38,581	81,324	49,482	44,665	94,147	50,147	45,264	95,411	50,818	45,870	96,688
Tando M. Khan	36,402	32,080	68,482	42,143	37,139	79,282	42,706	37,637	80,343	43,279	38,141	81,420
Kashmore	67,645	53,400	121,045	82,312	64,978	147,290	83,793	66,147	149,940	85,302	67,340	152,642
Kambar	88,004	77,011	165,015	119,498	104,570	224,068	122,866	107,518	230,384	126,331	110,550	236,881
Total	**2,489,346**	**2,221,496**	**4,710,842**	**3,296,234**	**2,948,448**	**6,244,682**	**3,382,723**	**3,026,474**	**6,409,197**	**3,471,694**	**3,106,752**	**6,578,446**

Note: Population Base Year 1998
Population projected @ District Growth Rate per year per district.
Include age 5-9 in the Primary Age Group to calculate the Participation rate from class I to V.

Reg	Dist	Taluka
1. Hyderabad Region	1. Badin	1 Badin
		2 Golarchi/S.F.Rahu
		3 Matli
		4 Tando Bago
		104 Talhar
	2. Dadu	5 Dadu
		6 Johi
		7 K N Shah
		9 Mehar
	3. Hyderabad	13 Hyderabad
		14 Hyderabad City
		15 Latifabad
		101 Qasimabad
	4. Thatta	34 Ghorabari
		35 Jati
		36 Keti Bundar
		37 Kharo Chann
		38 Mirpur Bithoro
		39 Mirpur Sakro
		40 Shah Bundar
		41 Sujawal
		42 Thatta
	22. Jamshoro	8 Kotri
		10 Sehwan
		11 Thana Bula Khan
		113 Manjhand
	23. Matiari	12 Hala
		16 Matiari
		114 Saeedabad
	24. T.A.Yar	17 Tando Allah Yar
		115 Jhando Mari / Piro Lund
		116 Chamber
	25. T.M.Khan	18 Tando Mohd Khan
		117 Tando Ghulam Hyder
		118 Bulri Shah Karim

Reg	Dist	Taluka
2. Karachi Region	8. Karachi City	201 Kiamari Town
		202 SITE Town
		203 Baldia Town
		204 Orangi Town
		205 Lyari Town
		206 Saddar Town
		207 Jamshed Town
		208 Gulshan-e-Iqbal Town
		209 Shah Faisal Town
		210 Landhi Town
		211 Korangi Town
		212 North Nazimabad Town
		213 New Karachi Town
		214 Gulberg Town
		215 Liaquatabad Town
		216 Malir Town
		217 Bin Qasim Town
		218 Gadap Town
3. Larkana Region	12. Jacobabad	59 Garhi Khairo
		60 Jacobabad
		63 Thull
	13. Larkano	64 Dokri
		66 Larkana
		68 Rato Dero
		110 Bakrani
	14. Shikarpur	71 Garhi Yasin
		72 Khanpur
		73 Lakhi
		74 Shikarpur
	26. Kashmore	61 Kandhkot
		62 Kashmore
		119 Tangwani
	27. Kambar - Shahdadkot	65 Kambar
		67 Miro Khan
		69 Shahdadkot
		70 Warrah
		120 Qubo Saeed Khan
		121 Naseerabad
		122 Sijawal Junejo

Reg	Dist	Taluka
4. Sukkur Region	15. Khairpur Mirs	75 Faiz Ganj
		76 Gambat
		77 Khairpur Mirs
		78 Kingri
		79 Kot Diji
		80 Mirwah
		81 Nara
		100 Sobhodero
	16. N. Feroze	82 Bhirya
		83 Kandiaro
		84 Moro
		85 Naushero Feroz
		111 Mehrabpur
	17.S.Benazirabad	86 Kazi Ahmed
		87 Nawab Shah
		88 Sakrand
		112 Daur
	18. Sukkur	91 Pano Akil
		92 Rohri
		93 Sukkur
		105 Saleh Pat
		106 New Sukkur
	19. Ghotki	89 Ghotki
		90 Mirpur Mathelo
		94 Ubauro
		102 Khan Garh
		103 Daharki
5. Mirpurkhas Region	5. Mirpur Khas	19 Digri
		20 Kot Ghulam Mohd
		21 Mirpur Khas
		107 Jhuddo
		108 Sindhri
		109 Hussain Bux Mari
	6. Tharparkar	24 Chachro
		25 Diplo
		26 Mithi
		27 Nagarparkar
	7. Sanghar	28 Jam Nawaz Ali
		29 Khipro
		30 Sanghar
		31 Shahdadpur
		32 Sinjhoro
		33 Tando Adam
	20. Umerkot	22 Samaro
		23 Umerkot
		95 Pithoro
		96 Kunri

Province Total
Districts = 23
Talukas = 121

District wise Number of Union Councils in Sindh Province.

S.No.	District Name	Number of Talukas	Number of Union Council
1	Badin	5	46
2	Dadu	4	52
3	Jamshoro	4	28
4	Hyderadad City	4	52
5	Mitiari	3	19
6	Tando Allah Yar	3	19
7	Tando Mohd Khan	3	16
8	Thatta	9	55
9	Mirpur Khas	6	41
10	Umerkot	4	27
11	Tharparkar	4	44
12	Sanghar	6	55
13	Jacobabad	3	40
14	Kashmore @ Kandhkot	3	37
15	Larkana	4	44
16	Kambar @Shahdad Kot	7	40
17	Shikarpur	4	51
18	Khairpur Mirs	8	76
19	Naushero Feroz	5	51
20	Nawab Shah	4	51
21	Sukkur	5	46
22	Ghotki	5	40
23	Karachi City	18	178
	Total	121	1108

Source : National Reconstruction Bureau (NRB) Election 2005

Construction Type of Schools

1. Pakka

2. Kacha

3. Mixed

Type of Shelterless Schools

1. Under Tree

2. Hut

3. Chapra

Glossary

B.Ed	Bachelor of Education: One year degree course after graduation (two yrs)
Boys schools	Schools under administrative authority of District Education Officers (male), generally having boys enrollment.
Branch Schools	Schools opened as a Branch of some other high or higher secondary school and administratively report to the parent school. Only teachers are provided by the education department, and all other facilities are arranged and maintained by the community.
Closed schools	Schools that are closed because some reasons that may include: non-availability of teaching staff, enrollment or facilities.
CT	Certificate of Teaching: One year training after intermediate education, appointed in Basic Pay Scale 9.
Dangerous building	School buildings requiring major repairs/renovation
Dropout rate	Pupils leaving school before the completion of a given grade of education or leaving at some intermediate or non-terminal point in a cycle of schooling.
Functional schools	Schools that are conducting classes regularly.
Girls schools	Schools under administrative authority of District Education Officers (female), generally having girls enrollment.
Govt. ownership	Building owned by the Education Department.
Levels of schooling	Primary level: including Primary schools Middle level: including Middle and Elementary schools Secondary level: also known as High Schools Higher Sec. level: schools offering grades 11 and 12. These intermediate classes are also offered by the colleges, which are not included. Primary: grades 1 to 5 Middle: grades 1 to 8 (Elementary: grades 1 to 8) Secondary: grades 1 to 10 (or grades 6 to 10) Higher Secondary: grades 1 to 12 (or grades 6 to 12)
M.Ed	Master of Education: One year degree course after B.Ed.
Mixed medium schools	Schools using both Urdu and Sindhi for instruction.
Mixed schools	Schools having mixed enrollment of boys and girls both, under the jurisdiction of District Education Officer (male).
Without SNE schools	Approved schools to be opened by the education department, but are not opened due to non-appointment of staff and unavailability of building, furniture etc.
Other ownership	School building is either rental, donated etc., but not provided by the government
Participation rate	Percentage of population attending corresponding school grade according to their individual ages. Ages 5 to 9 in Primary grades (1 to 5)

	Ages 10 to 12 in Middle grades (6 to 8) Ages 13 to 14 in Secondary grades (9 & 10) Ages 15 to 16 in Higher Secondary grades (11 & 12) The participation rates presented in this profile does not include enrollment data in the private sector.
Physical facilities	Facilities like; electricity, water, toilets, classrooms, libraries, laboratories, desks and chairs.
PTC	Primary Teaching Certificate: One year training after intermediate education.
Repairable building	School building requiring minor repairs.
Rural area schools	School locations in a district or union council (below a Town Committee) level.
Satisfactory building	School buildings not requiring any repairs.
Shelterless schools	Schools conducting classes in open-air and having no building and no branch school also schools which are operating in rental buildings.
SMC	School Management Committee
Trained teacher	Teacher(s) possessing any training certificate/degree (PTC,CT,BEd,MEd)
Untrained teacher	Teacher(s) not having training certificate/degree (PTC,CT,BEd,MEd). These teachers are not given any promotion in their professional life until they qualify as a trained teacher.
Urban area schools	School locations in a Town or Municipal Committee level (above Town committee).

Education and Literacy Department

Government of Sindh

Reform Support Unit (RSU)

NJV School, Ground Floor

M. A. Jinnah Road, Karachi

www.rsu-sindh.gov.pk